



DZIGNSTONE®

PREMIUM SOLID SURFACE

Dzignstone responds to design trends with its first Terrazzo colour.


The speckled appearance is the perfect combination of a trendy design with the unique advantages of solid surface.

Terrazzo motifs immediately give your space a personal touch. Because this versatile mix really goes with everything! A white wall panel with a decorative built-in niche or a black piece of furniture with an eye-catcher as a washbasin tablet. The possibilities are endless!

Be surprised by the versatility of Terrazzo solid surface!

Realizations?

Scan the QR code to discover the versatility of Terrazzo solid surface!



WALL PANELS

DZIGNSTONE

BASE LINE
LOW

TERRAZZO

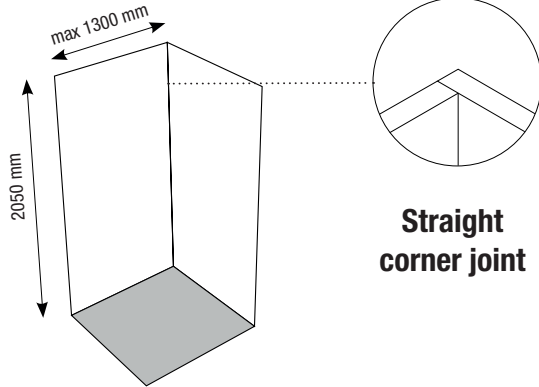
Price group 1

F001 = White
F002 = Pergamon
F003 = Concrete Light
F004 = Concrete Dark

Price group 2

F005 = Imitation Bluestone
F006 = Granite Grey
F007 = Terrazzo

- Fixed height 2050 mm
- Customization possible to match your shower tray size
- Maximum width per panel is 1300 mm. If your wall panel is wider than 1300 mm, two panels will be linked together. Joint filling with Silk Finish (matt silicone) or Solid Connect. **Please indicate this on your order form, see www.dzignstone.com/en/order-form**



****Don't forget to complete your article code with the desired colour (top left of this page)!

Ex.: WP.BLL.090205.**** becomes WP.BLL.090205.F001 for a white wall panel.

Different configurations possible

- Order form for wall panels, see www.dzignstone.com/en/order-form

Straight panel

L-shape

U-shape

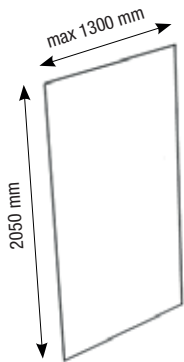
L-shape with extra walls

U-shape with extra walls



STANDARD

Prices per side, in €, ex. VAT



Item number	Width	Height	Price group 1	Price group 2	in stock
WP.BLL.070205.****	700 mm	2050 mm	456	575	✓
WP.BLL.080205.****	800 mm	2050 mm	520	655	✓
WP.BLL.090205.****	900 mm	2050 mm	587	740	✓
WP.BLL.100205.****	1000 mm	2050 mm	652	822	✓
WP.BLL.120205.****	1200 mm	2050 mm	783	987	✓
WP.BLL.130205.****	1300 mm	2050 mm	848	1068	✓
WP.BLL.140205.****	1400 mm (2 panels)	2050 mm	912	1149	✓
WP.BLL.150205.****	1500 mm (2 panels)	2050 mm	977	1231	✓
WP.BLL.160205.****	1600 mm (2 panels)	2050 mm	1044	1315	✓
WP.BLL.170205.****	1700 mm (2 panels)	2050 mm	1108	1396	✓
WP.BLL.180205.****	1800 mm (2 panels)	2050 mm	1173	1478	✓
WP.BLL.190205.****	1900 mm (2 panels)	2050 mm	1238	1560	✓
WP.BLL.200205.****	2000 mm (2 panels)	2050 mm	1302	1641	✓

in stock = stock item: only available in white - lead time 1 week

CUSTOMIZATION

Prices per side, in €, ex. VAT

Item number	Width	Height	Price group 1	Price group 2
WP.BLL.02X205.****	201 - 400 mm	2050 mm	376	474
WP.BLL.04X205.****	401 - 799 mm	2050 mm	600	756
WP.BLL.08X205.****	801 - 999 mm	2050 mm	751	946
WP.BLL.10X205.****	1001 - 1199 mm	2050 mm	900	1134
WP.BLL.12X205.****	1201 - 1299 mm	2050 mm	1051	1324
WP.BLL.13X205.****	1301 - 1399 mm (2 panels)	2050 mm	1126	1419
WP.BLL.14X205.****	1401 - 1599 mm (2 panels)	2050 mm	1200	1512
WP.BLL.16X205.****	1601 - 1799 mm (2 panels)	2050 mm	1349	1700
WP.BLL.18X205.****	1801 - 1999 mm (2 panels)	2050 mm	1668	2102



- Wall panels height 1800 - 2040 mm are available at the price of Base Line Low (2050 mm). This panel is then shortened.
- Wall panels height 2060 - 2490 mm are available at the price of Base Line High (2500 mm). This panel is then shortened.
- Wall panels higher than 2800 mm are available at the price of Base Line High (2500 mm) with a supplement of 25%.



Transportation costs on request

WALL PANELS

DZIGNSTONE

BASE LINE
HIGH

TERRAZZO


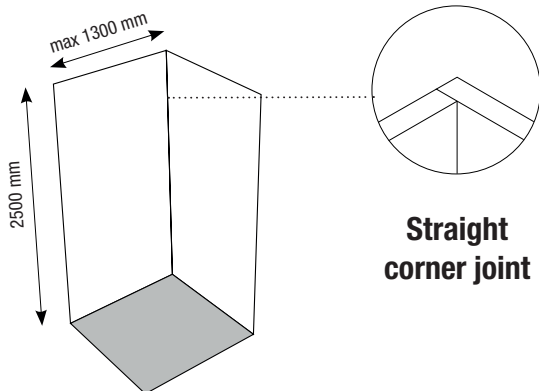
Price group 1

F001 = White
F002 = Pergamon
F003 = Concrete Light
F004 = Concrete Dark

Price group 2

F005 = Imitation Bluestone
F006 = Granite Grey
F007 = Terrazzo

- Fixed height 2500 mm
- Customization possible to match your shower tray size
- Maximum width per panel is 1300 mm. If your wall panel is wider than 1300 mm, two panels will be linked together. Joint filling with Silk Finish (matt silicone) or Solid Connect. **Please indicate this on your order form, see www.dzignstone.com/en/order-form**

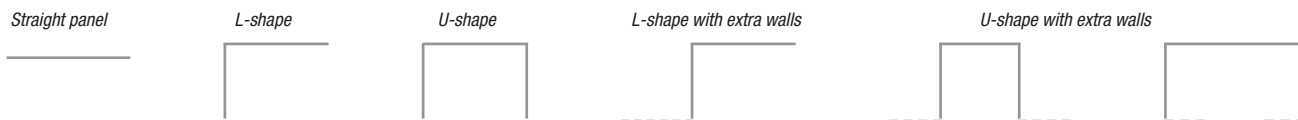


****Don't forget to complete your article code with the desired colour (top left of this page)!

Ex.: WP.BLH.090250.**** becomes WP.BLH.090250.F001 for a white wall panel.

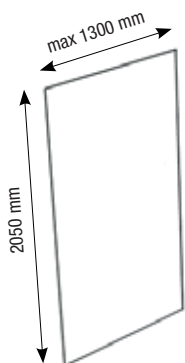
Different configurations possible

- Order form for wall panels, see www.dzignstone.com/en/order-form



STANDARD

Prices per side, in €, ex. VAT



Item number	Width	Height	Price group 1	Price group 2	in stock
WP.BLH.070250.****	700 mm	2500 mm	557	702	✓
WP.BLH.080250.****	800 mm	2500 mm	636	801	✓
WP.BLH.090250.****	900 mm	2500 mm	716	902	✓
WP.BLH.100250.****	1000 mm	2500 mm	796	1003	✓
WP.BLH.120250.****	1200 mm	2500 mm	954	1202	✓
WP.BLH.130250.****	1300 mm	2500 mm	1033	1302	✓
WP.BLH.140250.****	1400 mm (2 panels)	2500 mm	1113	1402	✓
WP.BLH.150250.****	1500 mm (2 panels)	2500 mm	1191	1501	✓
WP.BLH.160250.****	1600 mm (2 panels)	2500 mm	1271	1601	✓
WP.BLH.170250.****	1700 mm (2 panels)	2500 mm	1349	1700	✓
WP.BLH.180250.****	1800 mm (2 panels)	2500 mm	1429	1801	✓
WP.BLH.190250.****	1900 mm (2 panels)	2500 mm	1510	1903	✓
WP.BLH.200250.****	2000 mm (2 panels)	2500 mm	1589	2002	✓

in stock = stock item: only available in white - lead time 1 week

CUSTOMIZATION

Prices per side, in €, ex. VAT

Item number	Width	Height	Price group 1	Price group 2
WP.BLH.02X250.****	201 - 400 mm	2500 mm	457	576
WP.BLH.04X250.****	401 - 799 mm	2500 mm	732	922
WP.BLH.08X250.****	801 - 999 mm	2500 mm	916	1154
WP.BLH.10X250.****	1001 - 1199 mm	2500 mm	1099	1385
WP.BLH.12X250.****	1201 - 1299 mm	2500 mm	1282	1615
WP.BLH.13X250.****	1301 - 1399 mm (2 panels)	2500 mm	1374	1731
WP.BLH.14X250.****	1401 - 1599 mm (2 panels)	2500 mm	1465	1846
WP.BLH.16X250.****	1601 - 1799 mm (2 panels)	2500 mm	1645	2073
WP.BLH.18X250.****	1801 - 1999 mm (2 panels)	2050 mm	1831	2307



- Wall panels height 1800 - 2040 mm are available at the price of Base Line Low (2050 mm). This panel is then shortened.
- Wall panels height 2060 - 2490 mm are available at the price of Base Line High (2500 mm). This panel is then shortened.
- Wall panels higher than 2800 mm are available at the price of Base Line High (2500 mm) with a supplement of 25%.



Transportation costs on request

WALL PANELS

DZIGNSTONE


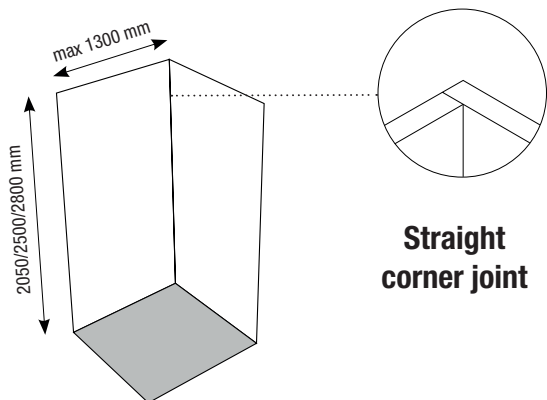
FLEX LINE

TERRAZZO

Price group 1
White
Pergamon
Concrete Light
Concrete Dark

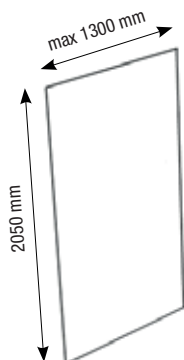
Price group 2
Imitation Bluestone
Granite Grey
Terrazzo

- Straight finished panels for the experienced solid surface processor.
- Make your own configuration
- You can easily cut Solid Surface panels yourself using a rotary saw blade or Widia/diamond saw blade.



STANDARD

Prices per side, in €, ex. VAT



Item number	Width	Height	Price group 1	Price group 2	in stock
WP.BLR.070205	700 mm	2050 mm	456	575	✓
WP.BLR.080205	800 mm	2050 mm	520	655	✓
WP.BLR.090205	900 mm	2050 mm	587	740	✓
WP.BLR.100205	1000 mm	2050 mm	652	822	✓
WP.BLR.110205	1100 mm	2050 mm	691	871	✓
WP.BLR.120205	1200 mm	2050 mm	783	987	✓
WP.BLR.130205	1300 mm	2050 mm	848	1068	✓

Item number	Width	Height	Price group 1	Price group 2	in stock
WP.BLR.070250	700 mm	2500 mm	557	702	✓
WP.BLR.080250	800 mm	2500 mm	636	801	✓
WP.BLR.090250	900 mm	2500 mm	716	902	✓
WP.BLR.100250	1000 mm	2500 mm	796	1003	✓
WP.BLR.110250	1100 mm	2500 mm	875	1103	✓
WP.BLR.120250	1200 mm	2500 mm	954	1202	✓
WP.BLR.130250	1300 mm	2500 mm	1033	1302	✓

Item number	Width	Height	Price group 1	Price group 2	in stock
WP.BLR.070280	700 mm	2800 mm	658	829	✓
WP.BLR.080280	800 mm	2800 mm	752	948	✓
WP.BLR.090280	900 mm	2800 mm	845	1065	✓
WP.BLR.100280	1000 mm	2800 mm	967	1218	✓
WP.BLR.110280	1100 mm	2800 mm	1059	1334	✓
WP.BLR.120280	1200 mm	2800 mm	1125	1418	✓
WP.BLR.130280	1300 mm	2800 mm	1218	1535	✓

in stock = stock item: only available in white - lead time 1 week

CUSTOMIZATION

No customization possible



Transportation costs on request

WALL PANELS

DZIGNSTONE

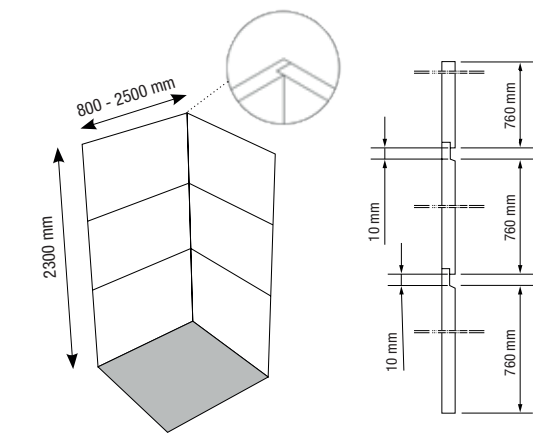
SKY LINE

TERRAZZO

Price group 1
White
Pergamon
Concrete Light
Concrete Dark

Price group 2
Imitation Bluestone
Granite Grey
Terrazzo

- Wall panel consists of 3 equal separate parts
- The height of each panel is a fixed size (total height: = 2300 mm)
- Custom widths available
- Maximum width per panel is 1300 mm. If your wall panel is wider than 1300 mm, two panels will be linked together
- Linking panels with a tongue and groove corner joint, joint filling with Silk Finish (matt silicone) or Solid Connect. **Please indicate this on your order form, see www.dzignstone.com/en/order-form**



Straight panel

L-shape

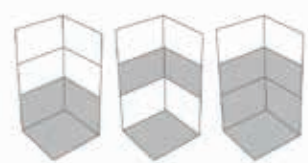
U-shape

L-shape with extra walls

U-shape with extra walls

Colour combinations are also available

Price group dependent on choice of colour, the price of the colour in the highest price band will be charged

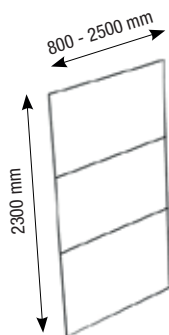


Different configurations possible

- Order form for wall panels, see www.dzignstone.com/en/order-form

STANDARD

Prices per side, in €, ex. VAT



Item number	Width	Height	Price group 1	Price group 2
WP.SLS.080230	800 mm	2300 mm	651	820
WP.SLS.090230	900 mm	2300 mm	731	921
WP.SLS.100230	1000 mm	2300 mm	812	1023
WP.SLS.120230	1200 mm	2300 mm	976	1230
WP.SLS.130230	1300 mm	2300 mm	1055	1329
WP.SLS.140230	1400 mm	2300 mm	1137	1433
WP.SLS.150230	1500 mm	2300 mm	1219	1536
WP.SLS.160230	1600 mm	2300 mm	1300	1638
WP.SLS.170230	1700 mm	2300 mm	1381	1740
WP.SLS.180230	1800 mm	2300 mm	1462	1842
WP.SLS.190230	1900 mm	2300 mm	1543	1944
WP.SLS.200230	2000 mm	2300 mm	1626	2049
WP.SLS.210230	2100 mm	2300 mm	1706	2150
WP.SLS.220230	2200 mm	2300 mm	1784	2248
WP.SLS.230230	2300 mm	2300 mm	1854	2336
WP.SLS.240230	2400 mm	2300 mm	1928	2429
WP.SLS.250230	2500 mm	2300 mm	1996	2515

Customization

Prices per side, in €, ex. VAT

Item number	Width	Height	Price group 1	Price group 2
WP.SLS.00X230	50 - 400 mm	2300 mm	502	633
WP.SLS.04X230	401 - 799 mm	2300 mm	805	1014
WP.SLS.08X230	801 - 999 mm	2300 mm	935	1178
WP.SLS.10X230	1001 - 1199 mm	2300 mm	1124	1416
WP.SLS.12X230	1201 - 1399 mm	2300 mm	1310	1651
WP.SLS.14X230	1401 - 1599 mm	2300 mm	1498	1887
WP.SLS.16X230	1601 - 1799 mm	2300 mm	1682	2119
WP.SLS.18X230	1801 - 1999 mm	2300 mm	1871	2357
WP.SLS.20X230	2001 - 2199 mm	2300 mm	2066	2603
WP.SLS.22X230	2201 - 2399 mm	2300 mm	2274	2865
WP.SLS.24X230	2401 - 2499 mm	2300 mm	2488	3135



Transportation costs on request

WALL PANELS

DZIGNSTONE

FLOW LINE

TERRAZZO

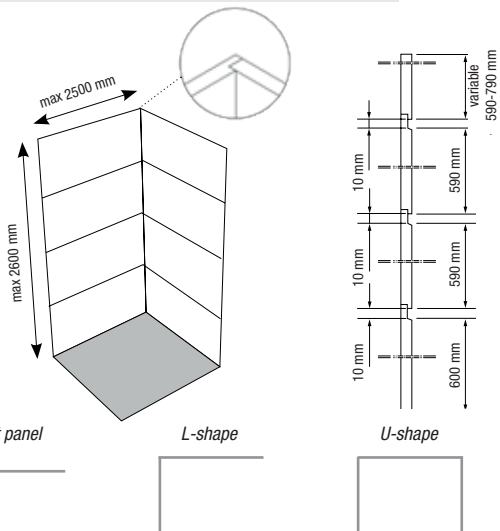
Price group 1

White
Pergamon
Concrete Light
Concrete Dark

Price group 2

Imitation Bluestone
Granite Grey
Terrazzo

- Shower panel consists of 4 separate parts with a total height ranging between 2400 and 2600 mm (greater heights available upon request)
- Custom widths available
- Maximum width per panel is 1300 mm. If your wall panel is wider than 1300 mm, two panels will be linked together
- Linking panels with a tongue and groove corner joint, joint filling with Silk Finish (matt silicone) or Solid Connect. **Please indicate this on your order form, see www.dzignstone.com/en/order-form**



Straight panel

L-shape

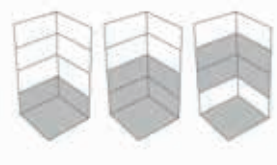
U-shape

L-shape with extra walls

U-shape with extra walls

Colour combinations are also available

Price group dependent on choice of colour, the price of the colour in the highest price band will be charged

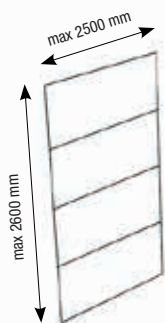


Different configurations possible

- **Order form for wall panels, see www.dzignstone.com/en/order-form**

STANDARD

Prices per side, in €, ex. VAT



Item number	Width	Height	Price group 1	Price group 2
WP.FLS.080260	800 mm	2400 - 2600 mm	786	990
WP.FLS.090260	900 mm	2400 - 2600 mm	885	1115
WP.FLS.100260	1000 mm	2400 - 2600 mm	982	1237
WP.FLS.120260	1200 mm	2400 - 2600 mm	1179	1486
WP.FLS.130260	1300 mm	2400 - 2600 mm	1276	1608
WP.FLS.140260	1400 mm	2400 - 2600 mm	1377	1735
WP.FLS.150260	1500 mm	2400 - 2600 mm	1474	1857
WP.FLS.160260	1600 mm	2400 - 2600 mm	1573	1982
WP.FLS.170260	1700 mm	2400 - 2600 mm	1671	2105
WP.FLS.180260	1800 mm	2400 - 2600 mm	1767	2226
WP.FLS.190260	1900 mm	2400 - 2600 mm	1869	2355
WP.FLS.200260	2000 mm	2400 - 2600 mm	1965	2476
WP.FLS.210260	2100 mm	2400 - 2600 mm	2063	2599
WP.FLS.220260	2200 mm	2400 - 2600 mm	2167	2730
WP.FLS.230260	2300 mm	2400 - 2600 mm	2265	2854
WP.FLS.240260	2400 mm	2400 - 2600 mm	2355	2967
WP.FLS.250260	2500 mm	2400 - 2600 mm	2450	3087

CUSTOMIZATION

Prices per side, in €, ex. VAT

Item number	Width	Height	Price group 1	Price group 2
WP.FLS.00X260	50 - 400 mm	2400 - 2600 mm	609	767
WP.FLS.04X260	401 - 799 mm	2400 - 2600 mm	971	1223
WP.FLS.08X260	801 - 999 mm	2400 - 2600 mm	1131	1425
WP.FLS.10X260	1001 - 1199 mm	2400 - 2600 mm	1358	1711
WP.FLS.12X260	1201 - 1399 mm	2400 - 2600 mm	1585	1997
WP.FLS.14X260	1401 - 1599 mm	2400 - 2600 mm	1809	2279
WP.FLS.16X260	1601 - 1799 mm	2400 - 2600 mm	2037	2567
WP.FLS.18X260	1801 - 1999 mm	2400 - 2600 mm	2264	2853
WP.FLS.20X260	2001 - 2199 mm	2400 - 2600 mm	2489	3136
WP.FLS.22X260	2201 - 2399 mm	2400 - 2600 mm	2738	3450
WP.FLS.24X260	2401 - 2499 mm	2400 - 2600 mm	2984	3760



Transportation costs on request

WALL PANELS

DZIGNSTONE

INTERIOR
LINE

TERRAZZO



Price group 2
Imitation Bluestone
Granite Grey
Terrazzo



Transportation costs on request

- **Order form for wall panels, see www.dzignstone.com/en/order-form**
- Custom wall panels for finishing baths, toilet and walls
- Easy to edit yourself with a rotary saw blade (e.g. circular saw)
- Suitable for both DIY and interior construction
- **Grinding included** on visible sides and surfaces
- Additional edits are possible, see 'Additional edits'

CUSTOMIZATION - PRICE GROUP 2

Prices per panel, in €, ex. VAT

Height	Width 200-500 mm	Width 501-600 mm	Width 601-700 mm	Width 701-800 mm	Width 801-900 mm	Width 901-1000 mm	Width 1001-1100 mm	Width 1101-1200 mm	Width 1201-1300 mm
200-500 mm	WP.ILI.00X00X 135	WP.ILI.05X00X 160	WP.ILI.06X00X 189	WP.ILI.07X00X 213	WP.ILI.08X00X 242	WP.ILI.09X00X 266	WP.ILI.10X00X 294	WP.ILI.11X00X 319	WP.ILI.12X00X 347
501-600 mm	WP.ILI.00X05X 160	WP.ILI.05X05X 193	WP.ILI.06X05X 223	WP.ILI.07X05X 256	WP.ILI.08X05X 289	WP.ILI.09X05X 319	WP.ILI.10X05X 354	WP.ILI.11X05X 386	WP.ILI.12X05X 417
601-700 mm	WP.ILI.00X06X 189	WP.ILI.05X06X 223	WP.ILI.06X06X 262	WP.ILI.07X06X 299	WP.ILI.08X06X 336	WP.ILI.09X06X 373	WP.ILI.10X06X 413	WP.ILI.11X06X 451	WP.ILI.12X06X 486
701-800 mm	WP.ILI.00X07X 213	WP.ILI.05X07X 256	WP.ILI.06X07X 299	WP.ILI.07X07X 343	WP.ILI.08X07X 386	WP.ILI.09X07X 427	WP.ILI.10X07X 470	WP.ILI.11X07X 513	WP.ILI.12X07X 557
801-900 mm	WP.ILI.00X08X 242	WP.ILI.05X08X 289	WP.ILI.06X08X 336	WP.ILI.07X08X 386	WP.ILI.08X08X 431	WP.ILI.09X08X 480	WP.ILI.10X08X 529	WP.ILI.11X08X 576	WP.ILI.12X08X 625
901-1000 mm	WP.ILI.00X09X 266	WP.ILI.05X09X 319	WP.ILI.06X09X 373	WP.ILI.07X09X 427	WP.ILI.08X09X 480	WP.ILI.09X09X 533	WP.ILI.10X09X 587	WP.ILI.11X09X 640	WP.ILI.12X09X 697
1001-1100 mm	WP.ILI.00X10X 294	WP.ILI.05X10X 354	WP.ILI.06X10X 413	WP.ILI.07X10X 470	WP.ILI.08X10X 529	WP.ILI.09X10X 587	WP.ILI.10X10X 646	WP.ILI.11X10X 704	WP.ILI.12X10X 764
1101-1200 mm	WP.ILI.00X11X 319	WP.ILI.05X11X 386	WP.ILI.06X11X 451	WP.ILI.07X11X 513	WP.ILI.08X11X 576	WP.ILI.09X11X 640	WP.ILI.10X11X 704	WP.ILI.11X11X 770	WP.ILI.12X11X 832
1201-1300 mm	WP.ILI.00X12X 347	WP.ILI.05X12X 417	WP.ILI.06X12X 486	WP.ILI.07X12X 557	WP.ILI.08X12X 625	WP.ILI.09X12X 697	WP.ILI.10X12X 764	WP.ILI.11X12X 832	WP.ILI.12X12X 902
1301-1400 mm	WP.ILI.00X13X 372	WP.ILI.05X13X 451	WP.ILI.06X13X 524	WP.ILI.07X13X 599	WP.ILI.08X13X 674	WP.ILI.09X13X 748	WP.ILI.10X13X 823	WP.ILI.11X13X 896	WP.ILI.12X13X 970
1401-1500 mm	WP.ILI.00X14X 399	WP.ILI.05X14X 480	WP.ILI.06X14X 562	WP.ILI.07X14X 640	WP.ILI.08X14X 722	WP.ILI.09X14X 801	WP.ILI.10X14X 881	WP.ILI.11X14X 963	WP.ILI.12X14X 1041
1501-1600 mm	WP.ILI.00X15X 426	WP.ILI.05X15X 513	WP.ILI.06X15X 599	WP.ILI.07X15X 682	WP.ILI.08X15X 770	WP.ILI.09X15X 853	WP.ILI.10X15X 940	WP.ILI.11X15X 1024	WP.ILI.12X15X 1111
1601-1700 mm	WP.ILI.00X16X 454	WP.ILI.05X16X 543	WP.ILI.06X16X 636	WP.ILI.07X16X 726	WP.ILI.08X16X 818	WP.ILI.09X16X 910	WP.ILI.10X16X 997	WP.ILI.11X16X 1091	WP.ILI.12X16X 1179
1701-1800 mm	WP.ILI.00X17X 478	WP.ILI.05X17X 576	WP.ILI.06X17X 674	WP.ILI.07X17X 770	WP.ILI.08X17X 866	WP.ILI.09X17X 963	WP.ILI.10X17X 1060	WP.ILI.11X17X 1154	WP.ILI.12X17X 1250
1801-1900 mm	WP.ILI.00X18X 507	WP.ILI.05X18X 610	WP.ILI.06X18X 709	WP.ILI.07X18X 813	WP.ILI.08X18X 914	WP.ILI.09X18X 1016	WP.ILI.10X18X 1116	WP.ILI.11X18X 1217	WP.ILI.12X18X 1319
1901-2000 mm	WP.ILI.00X19X 532	WP.ILI.05X19X 640	WP.ILI.06X19X 748	WP.ILI.07X19X 853	WP.ILI.08X19X 963	WP.ILI.09X19X 1068	WP.ILI.10X19X 1176	WP.ILI.11X19X 1280	WP.ILI.12X19X 1387
2001-2100 mm	WP.ILI.00X20X 561	WP.ILI.05X20X 674	WP.ILI.06X20X 785	WP.ILI.07X20X 896	WP.ILI.08X20X 1011	WP.ILI.09X20X 1121	WP.ILI.10X20X 1235	WP.ILI.11X20X 1347	WP.ILI.12X20X 1459
2101-2200 mm	WP.ILI.00X21X 586	WP.ILI.05X21X 704	WP.ILI.06X21X 823	WP.ILI.07X21X 940	WP.ILI.08X21X 1060	WP.ILI.09X21X 1176	WP.ILI.10X21X 1292	WP.ILI.11X21X 1411	WP.ILI.12X21X 1527
2201-2300 mm	WP.ILI.00X22X 614	WP.ILI.05X22X 737	WP.ILI.06X22X 861	WP.ILI.07X22X 985	WP.ILI.08X22X 1106	WP.ILI.09X22X 1230	WP.ILI.10X22X 1351	WP.ILI.11X22X 1473	WP.ILI.12X22X 1596
2301-2400 mm	WP.ILI.00X23X 639	WP.ILI.05X23X 770	WP.ILI.06X23X 896	WP.ILI.07X23X 1024	WP.ILI.08X23X 1154	WP.ILI.09X23X 1280	WP.ILI.10X23X 1411	WP.ILI.11X23X 1537	WP.ILI.12X23X 1668
2401-2500 mm	WP.ILI.00X24X 667	WP.ILI.05X24X 801	WP.ILI.06X24X 935	WP.ILI.07X24X 1068	WP.ILI.08X24X 1202	WP.ILI.09X24X 1336	WP.ILI.10X24X 1469	WP.ILI.11X24X 1601	WP.ILI.12X24X 1738
2501-2800 mm	WP.ILI.00X25X 696	WP.ILI.05X25X 832	WP.ILI.06X25X 974	WP.ILI.07X25X 1111	WP.ILI.08X25X 1251	WP.ILI.09X25X 1389	WP.ILI.10X25X 1527	WP.ILI.11X25X 1666	WP.ILI.12X25X 1806

Price group 1

White
Pergamon
Concrete Light
Concrete Dark

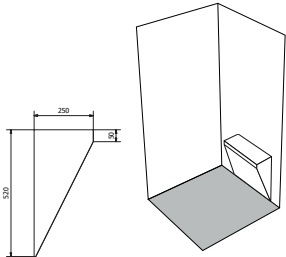
Price group 2

Imitation Bluestone
Granite Grey
Terrazzo

Only available with a matt finish.
Can be used in combination with all our wall panels.

SHOWER SEAT

Prices in € ex. VAT




Item number	Description	Width	Height	Depth	Price group 1	Price group 2
WP.ACSE060	Shower seat 60 cm	600 mm	550 mm	250 mm	773	974
WP.ACSE070	Shower seat 70 cm	700 mm	550 mm	250 mm	851	1072

Mounting set included.

BUILT-IN NICHE (inner size)

Prices in € ex. VAT



Item number	Description	Width	Height	Depth	Price group 1	Price group 2
INNIO1.ZV	Built-in niche 332x332	332 mm	332 mm	80 mm	327	412
INNIO2.ZV	Built-in niche 332x532	532 mm	332 mm	80 mm	421	530
INNIO3.ZV	Built-in niche 332x982	982 mm	332 mm	80 mm	633	798
INNIO1.MV	Built-in niche incl. LED 332x332*	332 mm	332 mm	80 mm	551	694
INNIO2.MV	Built-in niche incl. LED 332x532*	532 mm	332 mm	80 mm	644	811
INNIO3.MV	Built-in niche incl. LED 332x982*	982 mm	332 mm	80 mm	856	1079

Niche pre-assembled in wall panel, wall panel not included in price.
Customization possible.

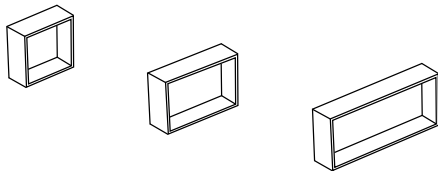
Location of your choice, taking into account the following restrictions:

- niche must always remain within one panel
- niche must always remain 75 mm away from any edge (no corner niche possible)

* Lighting IP67 waterproof. Transformer supplied separately
Transformer and dimmer must be placed outside the wet shower cubicle.

WALL NICHE (outer size)

Prices in € ex. VAT



Item number	Description	Width	Height	Depth	Price group 1	Price group 2
OPNIO1.ZV	Wall niche 330x330	330 mm	330 mm	110 mm	314	396
OPNIO2.ZV	Wall niche 480x330	480 mm	330 mm	110 mm	356	449
OPNIO3.ZV	Wall niche 630x330	630 mm	330 mm	110 mm	397	500
OPNIO1.MV	Wall niche incl. LED 330x330**	330 mm	330 mm	110 mm	538	678
OPNIO2.MV	Wall niche incl. LED 480x330**	480 mm	330 mm	110 mm	579	730
OPNIO3.MV	Wall niche incl. LED 630x330**	630 mm	330 mm	110 mm	621	782

Suspension system included
Customization possible

** Transformer supplied separately.
Wall niches with LED are **not** suitable for installation in the shower cubicle.



Transportation costs on request

Price group 1

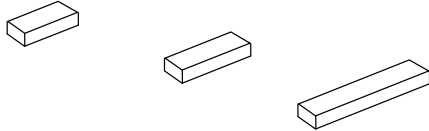
White
Pergamon
Concrete Light
Concrete Dark

Price group 2

Imitation Bluestone
Granite Grey
Terrazzo

Only available with a matt finish.
Can be used in combination with all our wall panels.

SHELVES 5 CM



Item number	Description	Width	Depth	Thickness	Price group 1	Price group 2
WP.ACDL07	Shelf 330x120x50	120 mm	330 mm	50 mm	314	396
WP.ACDL08	Shelf 480x120x50	120 mm	480 mm	50 mm	323	407
WP.ACDL09	Shelf 630x120x50	120 mm	630 mm	50 mm	340	428
WP.ACDL10	Shelf 1000x120x50	120 mm	1000 mm	50 mm	379	478
WP.ACDL15	Shelf incl. LED 330x120x50*	120 mm	330 mm	50 mm	496	625
WP.ACDL16	Shelf incl. LED 480x120x50*	120 mm	480 mm	50 mm	520	655
WP.ACDL17	Shelf incl. LED 630x120x50*	120 mm	630 mm	50 mm	536	675
WP.ACDL18	Shelf incl. LED 1000x120x50*	120 mm	1000 mm	50 mm	596	751

Suspension system included

Customization on request. Min. length 33 cm - max. length 100 cm. Max. width 12 cm.

* Transformer built-in



Transportation costs on request

WASHBASIN TOPS

DZIGNSTONE

DELUXE 2.0

TERRAZZO

Price group 1
White
Pergamon
Concrete Light
Concrete Dark

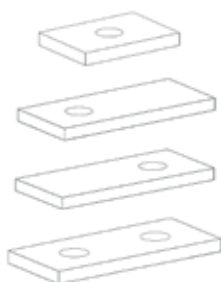
Price group 2
Imitation Bluestone
Granite Grey
Terrazzo

- Type dimensions*
- Height: 8 cm*
- Possible with (standard) or without tap holes. If the number of tap holes needs to change, please mention this with your order.
- Only available with a matt finish.

TO BE MOUNTED ON THE BASE CABINET

STANDARD

Prices in € ex. VAT



Item number	Description*	Depth*	Price group 1	Price group 2
D2.SS.0750.1	Washbasin top 75 cm; 1 uitsparing opzetkom; 1 tap hole	53 cm	750	945
D2.SS.1000.1	Washbasin top 100 cm; 1 uitsparing opzetkom; 1 tap hole	53 cm	911	1148
D2.SS.1200.1L	Washbasin top 120 cm; 1 uitsparing opzetkom left; 1 tap hole	53 cm	1043	1314
D2.SS.1200.1R	Washbasin top 120 cm; 1 uitsparing opzetkom right; 1 tap hole	53 cm	1043	1314
D2.SS.1200.2	Washbasin top 120 cm; 2 x uitsparing opzetkom; 2 tap holes	53 cm	1173	1478
D2.SS.1500.1L	Washbasin top 150 cm; 1 uitsparing opzetkom left; 1 tap hole	53 cm	1236	1557
D2.SS.1500.1R	Washbasin top 150 cm; 1 uitsparing opzetkom right; 1 tap hole	53 cm	1236	1557
D2.SS.1500.2	Washbasin top 150 cm; 2 x uitsparing opzetkom; 2 tap holes	53 cm	1367	1722
D2.SS.2000.1L	Washbasin top 200 cm; 1 uitsparing opzetkom left; 1 tap hole	53 cm	1616	2036
D2.SS.2000.1R	Washbasin top 200 cm; 1 uitsparing opzetkom right; 1 tap hole	53 cm	1616	2036
D2.SS.2000.2	Washbasin top 200 cm; 2 x uitsparing opzetkom; 2 tap holes	53 cm	1780	2243
D2.SS.2400.1L	Washbasin top 240 cm; 1 uitsparing opzetkom left; 1 tap hole	53 cm	1824	2298
D2.SS.2400.1R	Washbasin top 240 cm; 1 uitsparing opzetkom right; 1 tap hole	53 cm	1824	2298
D2.SS.2400.2	Washbasin top 240 cm; 2 x uitsparing opzetkom; 2 tap holes	53 cm	1986	2502
D2.SS.2500.1L	Washbasin top 250 cm; 1 uitsparing opzetkom left; 1 tap hole	53 cm	1877	2365
D2.SS.2500.1R	Washbasin top 250 cm; 1 uitsparing opzetkom right; 1 tap hole	53 cm	1877	2365
D2.SS.2500.2	Washbasin top 250 cm; 2 x uitsparing opzetkom; 2 tap holes	53 cm	2039	2569
D2.SS.3000.1L	Washbasin top 300 cm; 1 uitsparing opzetkom left; 1 tap hole	53 cm	2142	2699
D2.SS.3000.1R	Washbasin top 300 cm; 1 uitsparing opzetkom right; 1 tap hole	53 cm	2142	2699
D2.SS.3000.2	Washbasin top 300 cm; 2 x uitsparing opzetkom; 2 tap holes	53 cm	2305	2904

CUSTOMIZATION

Prices per cm in € ex. VAT

Description*	Price group 1	Price group 2
Washbasin top 75,1 - 300 cm; supplement per cm	14	17
Washbasin top > 300 cm	price on request	

Dimension x price per cm

Calculation example:

Washbasin top 78 cm; 1 uitsparing opzetkom; 1 tap hole; Price group 1
78 cm x €14 = € 1092



***Type dimensions, effective sizes see technical drawing.** The products in solid surface are cast in moulds. A shrinkage of up to 1% can occur on these products. The products must always be measured at the bottom because they are conical.



The washbasin sizes always remain unchanged. Plug is not included.

When requesting price Washbasin top > 300 cm, please indicate the number of washbasins and their dimensions.

VRIJHANGENDE MONTAGE



The above washbasins can also be used with suspended mounting.
(supplement + €97 for sizes 75, 100 and 120 cm, + €146 for size 150 cm, + €194 for sizes from 200 cm).
For custom washbasins a supplement of €146 will be charged.



Transportation costs on request

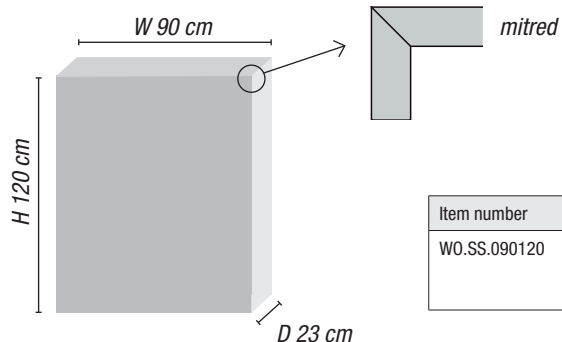
Price group 1
White
Pergamon
Concrete Light
Concrete Dark

Price group 2
Imitation Bluestone
Granite Grey
Terrazzo

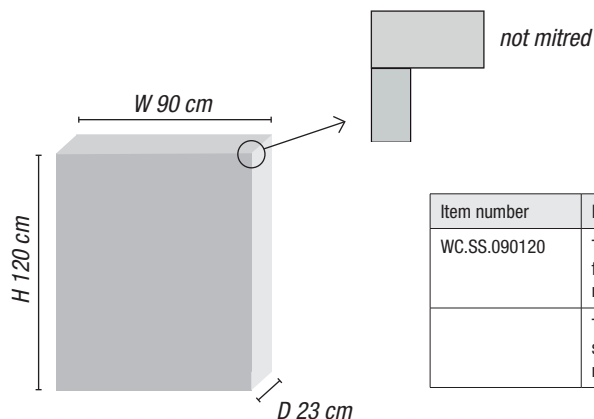
Solid surface.
Mitred or straight; toilet housings are always delivered glued.

STANDARD

Prices in € ex. VAT



Item number	Description	Price group 1	Price group 2
WO.SS.090120	Toilet housing 90 x 120 cm: walls and top in solid Surface, fully mitred	1070	1348

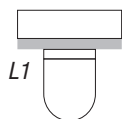


Item number	Description	Price group 1	Price group 2
WC.SS.090120	Toilet housing 90 x 120 cm: front and top in solid Surface, not mitred	535	674
	Toilet housing 20 x 120 cm: side wall in solid Surface, not mitred. Price per side wall	93	117

Customization

Prices in € ex. VAT

Toilet housing, 1 side



Item number	Length L1	Height	Description	Price group 1	Price group 2
WC.SS.06X.V.GZ	60 - 90 cm	50 - 130 cm	Toilet housing, mitred, 1 side (60 - 90 cm)	630	794
WC.SS.09X.V.GZ	90,1 - 120 cm	50 - 130 cm	Toilet housing, mitred, 1 side (90,1 - 120 cm)	693	873
WC.SS.12X.V.GZ	120,1 - 150 cm	50 - 130 cm	Toilet housing, mitred, 1 side (120,1 - 150 cm)	763	961
WC.SS.15X.V.GZ	150,1 - 180 cm	50 - 130 cm	Toilet housing, mitred, 1 side (150,1 - 180 cm)	839	1057
WC.SS.18X.V.GZ	180,1 - 200 cm	50 - 130 cm	Toilet housing, mitred, 1 side (180,1 - 200 cm)	922	1162
WC.SS.06X.R.GZ	60 - 90 cm	50 - 130 cm	Toilet housing, geen mitred, 1 side (60 - 90 cm)	599	755
WC.SS.09X.R.GZ	90,1 - 120 cm	50 - 130 cm	Toilet housing, geen mitred, 1 side (90,1 - 120 cm)	661	833
WC.SS.12X.R.GZ	120,1 - 150 cm	50 - 130 cm	Toilet housing, geen mitred, 1 side (120,1 - 150 cm)	727	916
WC.SS.15X.R.GZ	150,1 - 180 cm	50 - 130 cm	Toilet housing, geen mitred, 1 side (150,1 - 180 cm)	800	1008
WC.SS.18X.R.GZ	180,1 - 200 cm	50 - 130 cm	Toilet housing, geen mitred, 1 side (180,1 - 200 cm)	881	1110



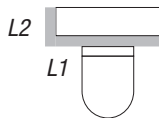
Transportation costs on request

Price group 1
White
Pergamon
Concrete Light
Concrete Dark

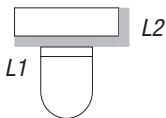
Price group 2
Imitation Bluestone
Granite Grey
Terrazzo

Solid surface.
Mitred or straight; toilet housings are always delivered glued.

Toilet housing, 2 sides (left or right)

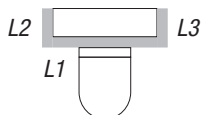


Item number	Length L1	Length L2	Height	Description	Price group 1	Price group 2
WC.SS.06X.V.LZ	60 - 90 cm	10 - 25 cm	50 - 130 cm	Toilet housing, mitred, 2 zijden; left (60 - 90 cm)	820	1033
WC.SS.09X.V.LZ	90,1 - 120 cm	10 - 25 cm	50 - 130 cm	Toilet housing, mitred, 2 zijden; left (90,1 - 120 cm)	901	1135
WC.SS.12X.V.LZ	120,1 - 150 cm	10 - 25 cm	50 - 130 cm	Toilet housing, mitred, 2 zijden; left (120,1 - 150 cm)	992	1250
WC.SS.15X.V.LZ	150,1 - 180 cm	10 - 25 cm	50 - 130 cm	Toilet housing, mitred, 2 zijden; left (150,1 - 180 cm)	1091	1375
WC.SS.18X.V.LZ	180,1 - 200 cm	10 - 25 cm	50 - 130 cm	Toilet housing, mitred, 2 zijden; left (180,1 - 200 cm)	1199	1511
WC.SS.06X.R.LZ	60 - 90 cm	10 - 25 cm	50 - 130 cm	Toilet housing, geen mitred, 2 zijden; left (60 - 90 cm)	779	982
WC.SS.09X.R.LZ	90,1 - 120 cm	10 - 25 cm	50 - 130 cm	Toilet housing, geen mitred, 2 zijden; left (90,1 - 120 cm)	869	1095
WC.SS.12X.R.LZ	120,1 - 150 cm	10 - 25 cm	50 - 130 cm	Toilet housing, geen mitred, 2 zijden; left (120,1 - 150 cm)	956	1205
WC.SS.15X.R.LZ	150,1 - 180 cm	10 - 25 cm	50 - 130 cm	Toilet housing, geen mitred, 2 zijden; left (150,1 - 180 cm)	1051	1324
WC.SS.18X.R.LZ	180,1 - 200 cm	10 - 25 cm	50 - 130 cm	Toilet housing, geen mitred, 2 zijden; left (180,1 - 200 cm)	1157	1458



Item number	Length L1	Length L2	Height	Description	Price group 1	Price group 2
WC.SS.06X.V.RZ	60 - 90 cm	10 - 25 cm	50 - 130 cm	Toilet housing, mitred, 2 zijden; right (60 - 90 cm)	820	1033
WC.SS.09X.V.RZ	90,1 - 120 cm	10 - 25 cm	50 - 130 cm	Toilet housing, mitred, 2 zijden; right (90,1 - 120 cm)	901	1135
WC.SS.12X.V.RZ	120,1 - 150 cm	10 - 25 cm	50 - 130 cm	Toilet housing, mitred, 2 zijden; right (120,1 - 150 cm)	992	1250
WC.SS.15X.V.RZ	150,1 - 180 cm	10 - 25 cm	50 - 130 cm	Toilet housing, mitred, 2 zijden; right (150,1 - 180 cm)	1091	1375
WC.SS.18X.V.RZ	180,1 - 200 cm	10 - 25 cm	50 - 130 cm	Toilet housing, mitred, 2 zijden; right (180,1 - 200 cm)	1199	1511
WC.SS.06X.R.RZ	60 - 90 cm	10 - 25 cm	50 - 130 cm	Toilet housing, geen mitred, 2 zijden; right (60 - 90 cm)	779	982
WC.SS.09X.R.RZ	90,1 - 120 cm	10 - 25 cm	50 - 130 cm	Toilet housing, geen mitred, 2 zijden; right (90,1 - 120 cm)	869	1095
WC.SS.12X.R.RZ	120,1 - 150 cm	10 - 25 cm	50 - 130 cm	Toilet housing, geen mitred, 2 zijden; right (120,1 - 150 cm)	956	1205
WC.SS.15X.R.RZ	150,1 - 180 cm	10 - 25 cm	50 - 130 cm	Toilet housing, geen mitred, 2 zijden; right (150,1 - 180 cm)	1051	1324
WC.SS.18X.R.RZ	180,1 - 200 cm	10 - 25 cm	50 - 130 cm	Toilet housing, geen mitred, 2 zijden; right (180,1 - 200 cm)	1157	1458

Toilet housing, 3 sides



Item number	Length L1	Length L2 / L3	Height	Description	Price group 1	Price group 2
WC.SS.06X.V.2Z	60 - 90 cm	10 - 25 cm	50 - 130 cm	Toilet housing, mitred, 3 zijden (60 - 90 cm)	965	1216
WC.SS.09X.V.2Z	90,1 - 120 cm	10 - 25 cm	50 - 130 cm	Toilet housing, mitred, 3 zijden (90,1 - 120 cm)	1070	1348
WC.SS.12X.V.2Z	120,1 - 150 cm	10 - 25 cm	50 - 130 cm	Toilet housing, mitred, 3 zijden (120,1 - 150 cm)	1215	1531
WC.SS.15X.V.2Z	150,1 - 180 cm	10 - 25 cm	50 - 130 cm	Toilet housing, mitred, 3 zijden (150,1 - 180 cm)	1340	1688
WC.SS.18X.V.2Z	180,1 - 200 cm	10 - 25 cm	50 - 130 cm	Toilet housing, mitred, 3 zijden (180,1 - 200 cm)	1497	1886
WC.SS.06X.R.2Z	60 - 90 cm	10 - 25 cm	50 - 130 cm	Toilet housing, geen mitred, 3 zijden (60 - 90 cm)	945	1191
WC.SS.09X.R.2Z	90,1 - 120 cm	10 - 25 cm	50 - 130 cm	Toilet housing, geen mitred, 3 zijden (90,1 - 120 cm)	1038	1308
WC.SS.12X.R.2Z	120,1 - 150 cm	10 - 25 cm	50 - 130 cm	Toilet housing, geen mitred, 3 zijden (120,1 - 150 cm)	1143	1440
WC.SS.15X.R.2Z	150,1 - 180 cm	10 - 25 cm	50 - 130 cm	Toilet housing, geen mitred, 3 zijden (150,1 - 180 cm)	1257	1584
WC.SS.18X.R.2Z	180,1 - 200 cm	10 - 25 cm	50 - 130 cm	Toilet housing, geen mitred, 3 zijden (180,1 - 200 cm)	1382	1741



Transportation costs on request

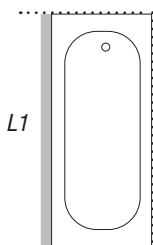
Price group 1
White
Pergamon
Concrete Light
Concrete Dark

Price group 2
Imitation Bluestone
Granite Grey
Terrazzo

Wall as well as edge in solid surface (including MDF construction).
Mitred; supplied in separate parts and easy to assemble on site.
Skirting also possible in terrazzo.

Bath panel, 1 side (bath in niche)

Prices in € ex. VAT



Item number	Length L1	Height	Description	Price group 1	Price group 2
BO.SS.200ZA1	up to 200 cm	60 cm	Bath panel H 60 cm, without skirting, 1 side (up to 200 cm)	878	1106
BO.SS.200PA1	up to 200 cm	60 cm	Bath panel H 60 cm, with skirting, 1 side (up to 200 cm)	1012	1275
BO.SS.200ZB1	up to 200 cm	70 cm	Bath panel H 70 cm, without skirting, 1 side (up to 200 cm)	982	1237
BO.SS.200PB1	up to 200 cm	70 cm	Bath panel H 70 cm, with skirting, 1 side (up to 200 cm)	1080	1361
BO.SS.20XZA1	200,1 - 280 cm	60 cm	Bath panel H 60 cm, without skirting, 1 side (200,1 - 280 cm)	1189	1498
BO.SS.20XPA1	200,1 - 280 cm	60 cm	Bath panel H 60 cm, with skirting, 1 side (200,1 - 280 cm)	1307	1647
BO.SS.20XZB1	200,1 - 280 cm	70 cm	Bath panel H 70 cm, without skirting, 1 side (200,1 - 280 cm)	1343	1692
BO.SS.20XPB1	200,1 - 280 cm	70 cm	Bath panel H 70 cm, with skirting, 1 side (200,1 - 280 cm)	1477	1861

- Optional add-on charges:**
- recessed skirting: + 10%
 - chased-in LED strip (only available with recessed skirting): + €142 / meter (including transformer)
 - wider edge from 51 to 150 mm (visible part on top):

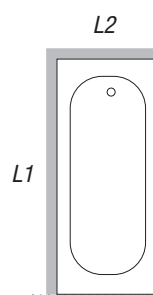
Item number	Description	Price
BB.SS.200D	Wider edge in Solid Surface, 1 side (up to 200 cm)	430
BB.SS.20XD	Wider edge in Solid Surface, 1 side (200,1 - 280 cm)	442



When ordering a bath housing, a technical drawing of the bath must always be provided.

Bath panels, 2 sides (bath in a corner)

Prices in € ex. VAT



Item number	Length L1+L2	Height	Description	Price group 1	Price group 2
BO.SS.300ZA2	up to 300 cm	60 cm	Bath panels H 60 cm, without skirting, 2 sides (up to 300 cm)	1317	1659
BO.SS.300PA2	up to 300 cm	60 cm	cm Bath panels H 60 cm, with skirting, 2 sides (up to 300 cm)	1449	1826
BO.SS.300ZB2	up to 300 cm	70 cm	Bath panels H 70 cm, without skirting, 2 sides (up to 300 cm)	1473	1856
BO.SS.300PB2	up to 300 cm	70 cm	Bath panels H 70 cm, with skirting, 2 sides (up to 300 cm)	1619	2040
BO.SS.30XZA2	> 300,1 cm	60 cm	Bath panels H 60 cm, without skirting, 2 sides (> 300.1 cm)	1627	2050
BO.SS.30XPA2	> 300,1 cm	60 cm	Bath panels H 60 cm, with skirting, 2 sides (> 300.1 cm)	1790	2255
BO.SS.30XZB2	> 300,1 cm	70 cm	Bath panels H 70 cm, without skirting, 2 sides (> 300.1 cm)	1834	2311
BO.SS.30XPB2	> 300,1 cm	70 cm	Bath panels H 70 cm, with skirting, 2 sides (> 300.1 cm)	2017	2541

- Optional add-on charges:**
- recessed skirting: + 10%
 - chased-in LED strip (only available with recessed skirting): + €142 / meter (including transformer)
 - wider edge from 51 to 150 mm (visible part on top):

Item number	Description	Price
BB.SS.300D	Wider edge in Solid Surface, 2 sides (up to 300 cm)	676
BB.SS.30XD	Wider edge in Solid Surface, 2 sides (> 300.1 cm)	688



When ordering a bath housing, a technical drawing of the bath must always be provided.
The maximum length of L1 is 280 cm.



Transportation costs on request

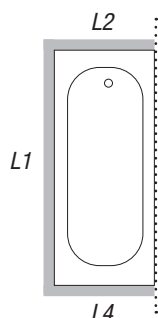
Price group 1
White
Pergamon
Concrete Light
Concrete Dark

Price group 2
Imitation Bluestone
Granite Grey
Terrazzo

Wall as well as edge in solid surface (including MDF construction).
Mitred; supplied in separate parts and easy to assemble on site.
Skirting also possible in terrazzo.

Bath panels, 3 sides (bath against a wall)

Prices in € ex. VAT



Item number	Length L1+L2+L4	Height	Description	Price group 1	Price group 2
B0.SS.400ZA3	up to 400 cm	60 cm	Bath panels H 60 cm, without skirting, 3 sides (up to 400 cm)	1692	2132
B0.SS.400PA3	up to 400 cm	60 cm	Bath panels H 60 cm, with skirting, 3 sides (up to 400 cm)	1861	2345
B0.SS.400ZB3	up to 400 cm	70 cm	Bath panels H 70 cm, without skirting, 3 sides (up to 400 cm)	1899	2393
B0.SS.400PB3	up to 400 cm	70 cm	Bath panels H 70 cm, with skirting, 3 sides (up to 400 cm)	2088	2631
B0.SS.40XZA3	> 400,1 cm	60 cm	Bath panels H 60 cm, without skirting, 3 sides (> 400.1 cm)	2002	2523
B0.SS.40XPA3	> 400,1 cm	60 cm	Bath panels H 60 cm, with skirting, 3 sides (> 400.1 cm)	2203	2776
B0.SS.40XZB3	> 400,1 cm	70 cm	Bath panels H 70 cm, without skirting, 3 sides (> 400.1 cm)	2260	2848
B0.SS.40XPB3	> 400,1 cm	70 cm	Bath panels H 70 cm, with skirting, 3 sides (> 400.1 cm)	2487	3134

- Optional add-on charges:**
- recessed skirting: + 10%
 - chased-in LED strip (only available with recessed skirting): + €142 / meter (including transformer)
 - wider edge from 51 to 150 mm (visible part on top):

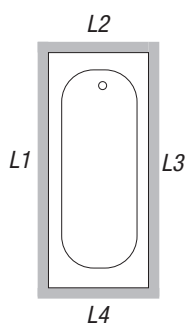
Item number	Description	Price
BB.SS.400D	Wider edge in Solid Surface, 3 sides (up to 400 cm)	800
BB.SS.40XD	Wider edge in Solid Surface, 3 sides (> 400.1 cm)	810



When ordering a bath housing, a technical drawing of the bath must always be provided.
The maximum length of L1 is 280 cm.

Bath panels, 4 sides (free-standing bath)

Prices in € ex. VAT



Item number	Length L1+L2+L3+L4	Height	Description	Price group 1	Price group 2
B0.SS.600ZA4	up to 600 cm	60 cm	Bath panels H 60 cm, without skirting, 4 sides (up to 600 cm)	2376	2994
B0.SS.600PA4	up to 600 cm	60 cm	Bath panels H 60 cm, with skirting, 4 sides (up to 600 cm)	2614	3294
B0.SS.600ZB4	up to 600 cm	70 cm	Bath panels H 70 cm, without skirting, 4 sides (up to 600 cm)	2686	3384
B0.SS.600PB4	up to 600 cm	70 cm	Bath panels H 70 cm, with skirting, 4 sides (up to 600 cm)	2955	3723
B0.SS.60XZA4	> 600,1 cm	60 cm	Bath panels H 60 cm, without skirting, 4 sides (> 600.1 cm)	2997	3776
B0.SS.60XPA4	> 600,1 cm	60 cm	Bath panels H 60 cm, with skirting, 4 sides (> 600.1 cm)	3295	4152
B0.SS.60XZB4	> 600,1 cm	70 cm	Bath panels H 70 cm, without skirting, 4 sides (> 600.1 cm)	3409	4295
B0.SS.60XPB4	> 600,1 cm	70 cm	Bath panels H 70 cm, with skirting, 4 sides (> 600.1 cm)	3751	4726

- Optional add-on charges:**
- recessed skirting: + 10%
 - chased-in LED strip (only available with recessed skirting): + €142 / meter (including transformer)
 - wider edge from 51 to 150 mm (visible part on top):

Item number	Description	Price
BB.SS.600D	Wider edge in Solid Surface, 4 sides (up to 600 cm)	922
BB.SS.60XD	Wider edge in Solid Surface, 4 sides (> 600.1 cm)	934



When ordering a bath housing, a technical drawing of the bath must always be provided.
The maximum length of L1 and L3 is 280 cm.



Transportation costs on request


DZIGNSTONE®
PREMIUM SOLID SURFACE

SILICONE-FREE SHOWER

Solid Flat 5

SET SHOWER

General 7

Structure article code 8

Solid Flat 9

Solid Linear 26 11

Solid Linear 34 17

Solid Classic 22

PRODUCTS

Shower trays 29

Wall panels 41

Bathroom Basics 51

Washbasin tops 53

Mirrors and mirror cabinets 71

Housings 73

EXTRA INFORMATION

Maintenance instructions 77

Transportation costs 78

Warranty conditions 79

Sales conditions 80

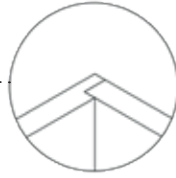
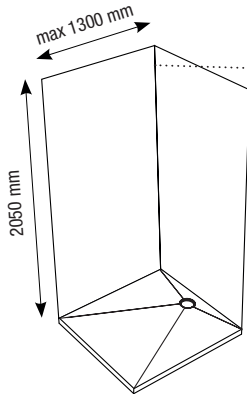
SILICONE-FREE SHOWER

DZIGNSTONE

SOLID FLAT

BASE LINE LOW

Price group 1
White



Tongue and groove
corner joint

All-in-one package

Order form, see www.dzignstone.com/en/order-form

- Wall panels. If wall panels >140 cm Solid Connect is included.
- Shower tray incl. solid surface cover plate.
- Silicone-free bonding
- Brush
- Sanding block
- Optional: polymer adhesive (guideline: 1 tube of adhesive per 0,8 m²)

Not included

- Solid Connect Gun 'LMDISPEN' is needed for processing. €93 per piece.

General information

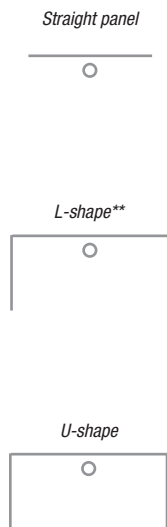
- Visible height 2050 mm
- Maximum width per panel is 1300 mm. If your wall panel is wider than 1300 mm, two panels are connected to each other with Solid Connect.



- Solid Flat shower tray with plug, thickness = 26 mm. Incl. cover plate in solid surface
- Wall panels and shower tray only available with a White matt finish
- Different configurations possible
- **Customization on request**

STANDARD

Prices per set, in € ex. VAT



Item number	Type dimensions*	Package polymer adhesive excluded	Package polymer adhesive included
SVD.R.090090.LOW	890 x 890 mm	1757	1829
SVD.R.120090.LOW	1190 x 890 mm	2227	2316
SVD.R.140090.LOW	1390 x 890 mm	2555	2663
SVD.R.160090.LOW	1590 x 890 mm	2953	3079
SVD.R.180090.LOW	1790 x 890 mm	3268	3394
SVD.L.090090.LOW**	890 x 890 mm	2474	2599
SVD.L.120090.LOW**	1190 x 890 mm	2944	3086
SVD.L.140090.LOW**	1390 x 890 mm	3272	3434
SVD.L.160090.LOW**	1590 x 890 mm	3688	3867
SVD.L.180090.LOW**	1790 x 890 mm	4002	4199
SVD.U.090090.LOW	890 x 890 mm	3190	3369
SVD.U.120090.LOW	1190 x 890 mm	3659	3873
SVD.U.140090.LOW	1390 x 890 mm	3987	4239
SVD.U.160090.LOW	1590 x 890 mm	4422	4708
SVD.U.180090.LOW	1790 x 890 mm	4736	5023



*Type dimensions. Effective Sizes of the usable shower area, see technical drawing.

** ALWAYS state left or right L-shape when ordering!



Transportation costs on request

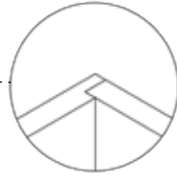
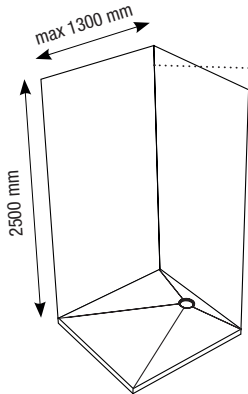
SILICONE-FREE SHOWER

DZIGNSTONE

SOLID FLAT

BASE LINE HIGH

Price group 1
White



Tongue and groove
corner joint

All-in-one package

Order form, see www.dzignstone.com/en/order-form

- Wall panels. If wall panels >140 cm Solid Connect is included.
- Shower tray incl. solid surface cover plate.
- Silicone-free bonding
- Brush
- Sanding block
- Optional: polymer adhesive (guideline: 1 tube of adhesive per 0,8 m²)

Not included

- Solid Connect Gun 'LMDISPEN' is needed for processing. €93 per piece.

General information

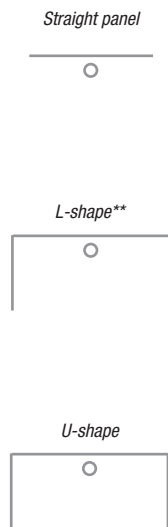
- Visible height 2500 mm
- Maximum width per panel is 1300 mm. If your wall panel is wider than 1300 mm, two panels are connected to each other with Solid Connect.



- Solid Flat shower tray with plug, thickness = 26 mm. Incl. cover plate in solid surface
- Wall panels and shower tray only available with a White matt finish
- Different configurations possible
- **Customization on request**

STANDARD

Prices per set, in € ex. VAT



Item number	Type dimensions*	Package polymer adhesive excluded	Package polymer adhesive included
SVD.R.090090.HIGH	890 x 890 mm	1915	1986
SVD.R.120090.HIGH	1190 x 890 mm	2436	2525
SVD.R.140090.HIGH	1390 x 890 mm	2801	2909
SVD.R.160090.HIGH	1590 x 890 mm	3238	3362
SVD.R.180090.HIGH	1790 x 890 mm	3588	3714
SVD.L.090090.HIGH**	890 x 890 mm	2787	2912
SVD.L.120090.HIGH**	1190 x 890 mm	3309	3452
SVD.L.140090.HIGH**	1390 x 890 mm	3673	3834
SVD.L.160090.HIGH**	1590 x 890 mm	4132	4311
SVD.L.180090.HIGH**	1790 x 890 mm	4483	4680
SVD.U.090090.HIGH	890 x 890 mm	3660	3839
SVD.U.120090.HIGH	1190 x 890 mm	4181	4396
SVD.U.140090.HIGH	1390 x 890 mm	4546	4798
SVD.U.160090.HIGH	1590 x 890 mm	5027	5313
SVD.U.180090.HIGH	1790 x 890 mm	5377	5664



*Type dimensions. Effective Sizes of the usable shower area, see technical drawing.

** ALWAYS state left or right L-shape when ordering!



Transportation costs on request

GENERAL

Shower sets

The Dzignstone shower sets are all-in packages of our shower trays in combination with wall panels of 2500 mm high and the necessary tools for finishing the shower and connecting (from a width of 1400 mm) the wall panels.

The sets can be easily ordered with only 1 article number to which you only need to add the colour code, see page 6 for the structure. Available in standard sizes without administration!

Set-up from 1400 mm

For shower sets from 1400 mm, the wall panels must be connected to each other.

There are 2 possibilities to do so:

Solid Connect

- Joint-free coupling by means of a cold weld connection.
- Training must be followed for this method of connection.
- Colour adapted to the chosen solid surface colour
- See installation manual for tips & tricks.



Silk Finish (matt silicone)

- The panels can be made watertight and connected in a simple way with a small joint.
- Colour adapted to the chosen solid surface colour
- See installation manual for tips & tricks.



Transportation costs on request

SHOWER SET

DZIGNSTONE

SETS

Price group 1

- F001 = White
- F002 = Pergamon
- F003 = Concrete Light
- F004 = Concrete Dark

Price group 2

- F005 = Imitation Bluestone
- F006 = Granite Grey

All-in-one package

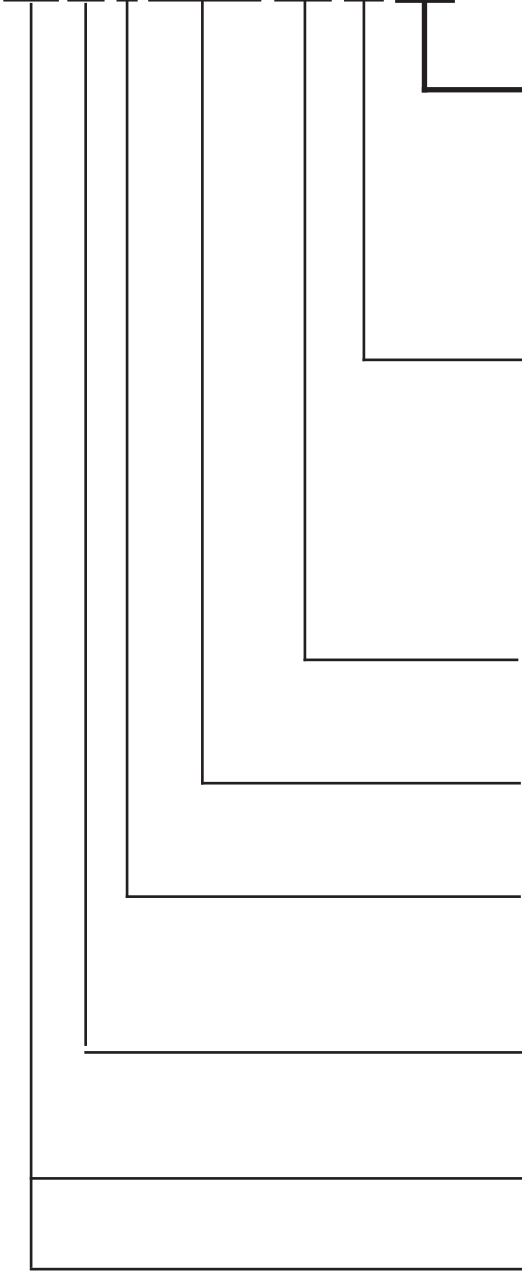
- Wall panels
- Shower tray
- Silk Finish (matt silicone)
- Solid Connect (from 1400 mm)

Not included

- Polymer adhesive 'I0855', €18 per tube
- Solid Connect Gun 'LMDISPEN' is needed for processing. €93 per piece.

STRUCTURE ARTICLE CODE

SET.SC.R.090140.BLH.RK.****



Don't forget to complete your article code with the desired colour (top left of this page)!
 E.g.: SET.SC.R.090140.BLH.RK.**** with white shower tray and wall panels becomes SET.SC.R.090140.BLH.RK.F001

Type configuration. 5 possibilities:

- .RK = Straight panel on the shortest side
- .RL = Straight panel on the longest side
- .L = L-shape
- .UK = U-shape on the shortest side
- .UL = U-shape on the longest side

Base Line High wall panels, height 2500 mm

Dimensions shower tray (depending on the chosen shower tray)

Plug on the right (.R) or on the left (.L) = **only applicable to Solid Classic shower trays**

Type shower tray. 4 possibilities:

- .SF = Solid Flat
- .26 = Solid Linear 26
- .34 = Solid Linear 34
- .SC = Solid Classic

Set

Set



Transportation costs on request

SHOWER SET

DZIGNSTONE

**SOLID
FLAT**

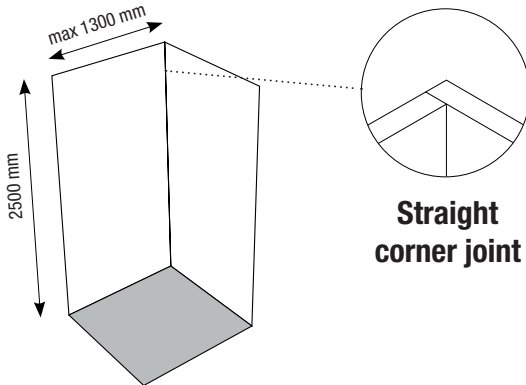
BASE LINE HIGH

Price group 1

F001 = White
F002 = Pergamon
F003 = Concrete Light
F004 = Concrete Dark

Price group 2

F005 = Imitation Bluestone
F006 = Granite Grey



All-in-one package

- Wall panels
- Shower tray
- Silk Finish (matt silicone)
- Solid Connect (from 1400 mm)

Not included

- Polymer adhesive '10855', €18 per tube
- Solid Connect Gun 'LMDISPEN' is needed for processing. €93 per piece.

Characteristics

- Solid Flat with plug incl. cover plate in the same colour as the shower tray. Thickness 26 mm. Tolerance ISO-2768-C applies for all dimensions
- Fixed height wall panel 2500 mm.
- **Customization and built-in niche not possible in sets.**
- From 1400 mm, panels must be coupled.



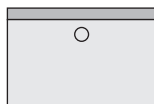
****Don't forget to complete your article code with the desired colour (top left of this page)!

E.g.: SET.SF.140090.BLH.RK.**** with white shower tray and wall panels becomes SET.SF.140090.BLH.RK.**F001**

STANDARD

Prices per set, in € ex. VAT

STRAIGHT PANEL



Item number	Type dimensions shower tray*	Height wall panel	Price group 1	Price group 2
SET.SF.090090.BLH.RK.****	900 x 900 x 26 mm	2500 mm	1440	1811
SET.SF.120090.BLH.RK.****	1200 x 900 x 26 mm	2500 mm	1629	2049
SET.SF.140090.BLH.RK.****	1400 x 900 x 26 mm	2500 mm	1751	2203
SET.SF.160090.BLH.RK.****	1600 x 900 x 26 mm	2500 mm	1873	2357
SET.SF.180090.BLH.RK.****	1800 x 900 x 26 mm	2500 mm	1996	2512

SET.SF.090090.BLH.RL.****	900 x 900 x 26 mm	2500 mm	1440	1811
SET.SF.120090.BLH.RL.****	1200 x 900 x 26 mm	2500 mm	1867	2349
SET.SF.140090.BLH.RL.****	1400 x 900 x 26 mm	2500 mm	2188	2746
SET.SF.160090.BLH.RL.****	1600 x 900 x 26 mm	2500 mm	2468	3099
SET.SF.180090.BLH.RL.****	1800 x 900 x 26 mm	2500 mm	2749	3454



*Type dimensions, effective sizes see technical drawing. The products in solid surface are cast in moulds. A shrinkage of up to 1% can occur on these products. The products must always be measured at the bottom because they are conical.



Transportation costs on request

SHOWER SET

DZIGNSTONE

**SOLID
FLAT**

BASE LINE HIGH

Price group 1

F001 = White
F002 = Pergamon
F003 = Concrete Light
F004 = Concrete Dark

Price group 2

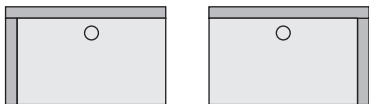
F005 = Imitation Bluestone
F006 = Granite Grey



****Don't forget to complete your article code with the desired colour (top left of this page)!

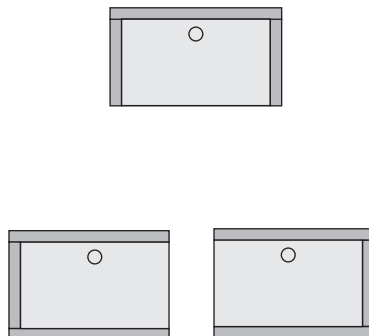
Ex.: SET.SF.140090.BLH.RL.**** with white shower tray and wall panels becomes SET.SF.140090.BLH.RL.**F001**

L-SHAPE



Item number	Type dimensions*	Height wallpanel	Price group 1	Price group 2
SET.SF.090090.BLH.L.****	900 x 900 x 26 mm	2500 mm	2156	2713
SET.SF.120090.BLH.L.****	1200 x 900 x 26 mm	2500 mm	2583	3251
SET.SF.140090.BLH.L.****	1400 x 900 x 26 mm	2500 mm	2904	3648
SET.SF.160090.BLH.L.****	1600 x 900 x 26 mm	2500 mm	3184	4001
SET.SF.180090.BLH.L.****	1800 x 900 x 26 mm	2500 mm	3465	4356

U-SHAPE



Item number	Type dimensions shower tray*	Height wall panel	Price group 1	Price group 2
SET.SF.090090.BLH.UK.****	900 x 900 x 26 mm	2500 mm	2872	3615
SET.SF.120090.BLH.UK.****	1200 x 900 x 26 mm	2500 mm	3537	4453
SET.SF.140090.BLH.UK.****	1400 x 900 x 26 mm	2500 mm	4030	5063
SET.SF.160090.BLH.UK.****	1600 x 900 x 26 mm	2500 mm	4494	5646
SET.SF.180090.BLH.UK.****	1800 x 900 x 26 mm	2500 mm	4933	6201

SET.SF.090090.BLH.UL.****	900 x 900 x 26 mm	2500 mm	2872	3615
SET.SF.120090.BLH.UL.****	1200 x 900 x 26 mm	2500 mm	3299	4153
SET.SF.140090.BLH.UL.****	1400 x 900 x 26 mm	2500 mm	3633	4563
SET.SF.160090.BLH.UL.****	1600 x 900 x 26 mm	2500 mm	3939	4947
SET.SF.180090.BLH.UL.****	1800 x 900 x 26 mm	2500 mm	4220	5302



*Type dimensions, effective sizes see technical drawing. The products in solid surface are cast in moulds. A shrinkage of up to 1% can occur on these products. The products must always be measured at the bottom because they are conical.



Transportation costs on request

SHOWER SET

DZIGNSTONE

**SOLID
LINEAR 26**

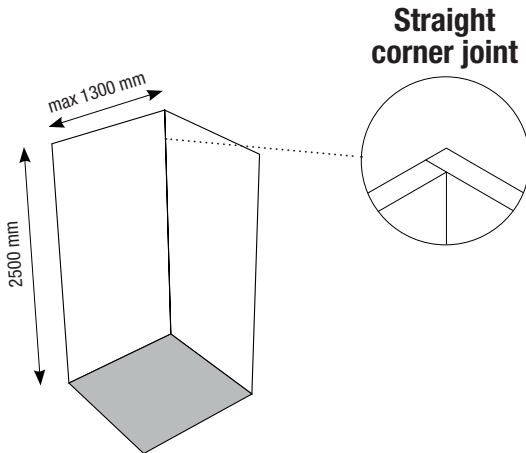
BASE LINE HIGH

Price group 1

F001 = White
F002 = Pergamon
F003 = Concrete Light
F004 = Concrete Dark

Price group 2

F005 = Imitation Bluestone
F006 = Granite Grey



All-in-one package

- Wall panels
- Shower tray
- Silk Finish (matt silicone)
- Solid Connect (from 1400 mm)

Not included

- Polymer adhesive 'I0855', €18 per tube
- Solid Connect Gun 'LMDISPEN' is needed for processing. €93 per piece.

Characteristics

- Solid Linear 26 shower tray, thickness = 24 - 26 mm, with built-in I-DRAIN® siphon. Incl. insert strip in solid surface in the same colour as the shower tray. Tolerance ISO-2768-C applies for all dimensions.
- Fixed height wall panel 2500 mm.
- **Customization and built-in niche not possible in sets.**
- From 1400 mm, panels must be coupled.



****Don't forget to complete your article code with the desired colour (top left of this page)!


Ex.: SET.26.090120.BLH.RK.**** with white shower tray and wall panels becomes SET.26.090120.BLH.RK.F001.

STANDARD

Prices per set, in € ex. VAT

STRAIGHT PANEL

FULL RUN-OFF



Item number	Type dimensions shower tray*	Height wall panel	Price group 1	Price group 2
SET.26.080090.BLH.RK.****	800 x 900 x 24 mm	2500 mm	1311	1648
SET.26.080100.BLH.RK.****	800 x 1000 x 24 mm	2500 mm	1346	1693
SET.26.080120.BLH.RK.****	792 x 1200 x 26 mm	2500 mm	1472	1851
SET.26.090090.BLH.RK.****	900 x 900 x 24 mm	2500 mm	1489	1873
SET.26.090100.BLH.RK.****	900 x 1000 x 24 mm	2500 mm	1526	1920
SET.26.090120.BLH.RK.****	900 x 1200 x 26 mm	2500 mm	1691	2127
SET.26.100100.BLH.RK.****	1000 x 1000 x 24 mm	2500 mm	1718	2162
SET.26.100120.BLH.RK.****	992 x 1200 x 26 mm	2500 mm	1867	2349

SET.26.150090.BLH.RK.****	1500 x 900 x 24 mm	2500 mm	1906	2411
---------------------------	--------------------	---------	------	------

SET.26.080090.BLH.RL.****	800 x 900 x 24 mm	2500 mm	1391	1749
SET.26.080100.BLH.RL.****	800 x 1000 x 24 mm	2500 mm	1506	1895
SET.26.080120.BLH.RL.****	792 x 1200 x 26 mm	2500 mm	1790	2252
SET.26.090090.BLH.RL.****	900 x 900 x 24 mm	2500 mm	1489	1873
SET.26.090100.BLH.RL.****	900 x 1000 x 24 mm	2500 mm	1606	2021
SET.26.090120.BLH.RL.****	900 x 1200 x 26 mm	2500 mm	1929	2427
SET.26.100100.BLH.RL.****	1000 x 1000 x 24 mm	2500 mm	1718	2162
SET.26.100120.BLH.RL.****	992 x 1200 x 26 mm	2500 mm	2025	2548

SET.26.150090.BLH.RL.****	1500 x 900 x 24 mm	2500 mm	2421	3040
---------------------------	--------------------	---------	------	------



*Type dimensions, effective sizes see technical drawing. The products in solid surface are cast in moulds. A shrinkage of up to 1% can occur on these products. The products must always be measured at the bottom because they are conical.



Transportation costs on request

SHOWER SET

DZIGNSTONE

**SOLID
LINEAR 26**

BASE LINE HIGH

Price group 1

F001 = White
F002 = Pergamon
F003 = Concrete Light
F004 = Concrete Dark

Price group 2


F005 = Imitation Bluestone
F006 = Granite Grey



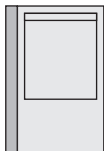
****Don't forget to complete your article code with the desired colour (top left of this page)!

Ex.: SET.26.090140.BLH.RK.**** with white shower tray and wall panels becomes SET.26.090140.BLH.RK.F001.

PARTIAL RUN-OFF



Item number	Type dimensions shower tray*	Height wallpanel	Price group 1	Price group 2
SET.26.080130.BLH.RK.****	792 x 1300 x 26 mm	2500 mm	1528	1922
SET.26.080140.BLH.RK.****	792 x 1400 x 26 mm	2500 mm	1610	2021
SET.26.080150.BLH.RK.****	792 x 1500 x 26 mm	2500 mm	1663	2088
SET.26.080160.BLH.RK.****	792 x 1600 x 26 mm	2500 mm	1716	2155
SET.26.080170.BLH.RK.****	792 x 1700 x 26 mm	2500 mm	1772	2225
SET.26.080180.BLH.RK.****	792 x 1800 x 26 mm	2500 mm	1825	2292
SET.26.080190.BLH.RK.****	792 x 1900 x 26 mm	2500 mm	1879	2360
SET.26.080200.BLH.RK.****	788 x 1978 x 26 mm	2500 mm	1936	2432
SET.26.090130.BLH.RK.****	895 x 1300 x 26 mm	2500 mm	1758	2212
SET.26.090140.BLH.RK.****	895 x 1400 x 26 mm	2500 mm	1855	2330
SET.26.090150.BLH.RK.****	895 x 1500 x 26 mm	2500 mm	1920	2412
SET.26.090160.BLH.RK.****	895 x 1600 x 26 mm	2500 mm	1989	2499
SET.26.090170.BLH.RK.****	895 x 1700 x 26 mm	2500 mm	2059	2587
SET.26.090180.BLH.RK.****	895 x 1800 x 26 mm	2500 mm	2125	2670
SET.26.090190.BLH.RK.****	895 x 1900 x 26 mm	2500 mm	2193	2756
SET.26.090200.BLH.RK.****	895 x 1990 x 26 mm	2500 mm	2263	2844
SET.26.100130.BLH.RK.****	985 x 1300 x 26 mm	2500 mm	1936	2436
SET.26.100140.BLH.RK.****	985 x 1400 x 26 mm	2500 mm	2040	2563
SET.26.100150.BLH.RK.****	985 x 1500 x 26 mm	2500 mm	2115	2658
SET.26.100160.BLH.RK.****	985 x 1600 x 26 mm	2500 mm	2190	2752
SET.26.100170.BLH.RK.****	985 x 1700 x 26 mm	2500 mm	2264	2846
SET.26.100180.BLH.RK.****	985 x 1800 x 26 mm	2500 mm	2336	2936
SET.26.100190.BLH.RK.****	985 x 1900 x 26 mm	2500 mm	2410	3030
SET.26.100200.BLH.RK.****	985 x 1975 x 26 mm	2500 mm	2485	3124



SET.26.080130.BLH.RL.****	792 x 1300 x 26 mm	2500 mm	1925	2423
SET.26.080140.BLH.RL.****	792 x 1400 x 26 mm	2500 mm	2100	2635
SET.26.080150.BLH.RL.****	792 x 1500 x 26 mm	2500 mm	2231	2801
SET.26.080160.BLH.RL.****	792 x 1600 x 26 mm	2500 mm	2364	2968
SET.26.080170.BLH.RL.****	792 x 1700 x 26 mm	2500 mm	2498	3137
SET.26.080180.BLH.RL.****	792 x 1800 x 26 mm	2500 mm	2631	3305
SET.26.080190.BLH.RL.****	792 x 1900 x 26 mm	2500 mm	2766	3475
SET.26.080200.BLH.RL.****	788 x 1978 x 26 mm	2500 mm	2902	3646
SET.26.090130.BLH.RL.****	895 x 1300 x 26 mm	2500 mm	2075	2612
SET.26.090140.BLH.RL.****	895 x 1400 x 26 mm	2500 mm	2265	2843
SET.26.090150.BLH.RL.****	895 x 1500 x 26 mm	2500 mm	2408	3024
SET.26.090160.BLH.RL.****	895 x 1600 x 26 mm	2500 mm	2557	3211



*Type dimensions, effective sizes see technical drawing. The products in solid surface are cast in moulds. A shrinkage of up to 1% can occur on these products. The products must always be measured at the bottom because they are conical.



Transportation costs on request

SHOWER SET

DZIGNSTONE

**SOLID
LINEAR 26**

BASE LINE HIGH

Price group 1

F001 = White
F002 = Pergamon
F003 = Concrete Light
F004 = Concrete Dark

Price group 2

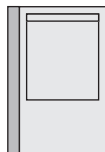
F005 = Imitation Bluestone
F006 = Granite Grey



****Don't forget to complete your article code with the desired colour (top left of this page)!

Ex.: SET.26.090120.BLH.RL.**** with white shower tray and wall panels becomes SET.26.090120.BLH.RL.**F001**.

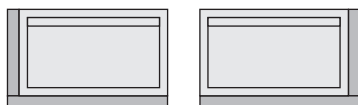
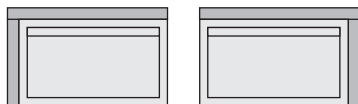
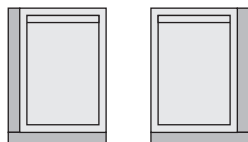
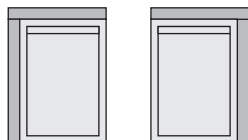
PARTIAL RUN-OFF (CONTINUED)



Item number	Type dimensions shower tray*	Height wallpanel	Price group 1	Price group 2
SET.26.090170.BLH.RL.****	895 x 1700 x 26 mm	2500 mm	2705	3398
SET.26.090180.BLH.RL.****	895 x 1800 x 26 mm	2500 mm	2851	3582
SET.26.090190.BLH.RL.****	895 x 1900 x 26 mm	2500 mm	3000	3770
SET.26.090200.BLH.RL.****	895 x 1990 x 26 mm	2500 mm	3149	3957
SET.26.100130.BLH.RL.****	985 x 1300 x 26 mm	2500 mm	2173	2735
SET.26.100140.BLH.RL.****	985 x 1400 x 26 mm	2500 mm	2370	2975
SET.26.100150.BLH.RL.****	985 x 1500 x 26 mm	2500 mm	2523	3169
SET.26.100160.BLH.RL.****	985 x 1600 x 26 mm	2500 mm	2678	3363
SET.26.100170.BLH.RL.****	985 x 1700 x 26 mm	2500 mm	2830	3556
SET.26.100180.BLH.RL.****	985 x 1800 x 26 mm	2500 mm	2982	3747
SET.26.100190.BLH.RL.****	985 x 1900 x 26 mm	2500 mm	3137	3943
SET.26.100200.BLH.RL.****	985 x 1975 x 26 mm	2500 mm	3291	4136

L-SHAPE

FULL RUN-OFF



Item number	Type dimensions shower tray*	Height wallpanel	Price group 1	Price group 2
SET.26.080090.BLH.L.****	800 x 900 x 24 mm	2500 mm	2027	2550
SET.26.080100.BLH.L.****	800 x 1000 x 24 mm	2500 mm	2142	2696
SET.26.080120.BLH.L.****	792 x 1200 x 26 mm	2500 mm	2426	3053
SET.26.090090.BLH.L.****	900 x 900 x 24 mm	2500 mm	2205	2775
SET.26.090100.BLH.L.****	900 x 1000 x 24 mm	2500 mm	2322	2923
SET.26.090120.BLH.L.****	900 x 1200 x 26 mm	2500 mm	2645	3329
SET.26.100100.BLH.L.****	1000 x 1000 x 24 mm	2500 mm	2514	3165
SET.26.100120.BLH.L.****	992 x 1200 x 26 mm	2500 mm	2821	3551

SET.26.150090.BLH.L.****	1500 x 900 x 24 mm	2500 mm	3137	3942
--------------------------	--------------------	---------	------	------



*Type dimensions, effective sizes see technical drawing. The products in solid surface are cast in moulds. A shrinkage of up to 1% can occur on these products. The products must always be measured at the bottom because they are concave.



Transportation costs on request

SHOWER SET

DZIGNSTONE

**SOLID
LINEAR 26**

BASE LINE HIGH

Price group 1

F001 = White
F002 = Pergamon
F003 = Concrete Light
F004 = Concrete Dark

Price group 2

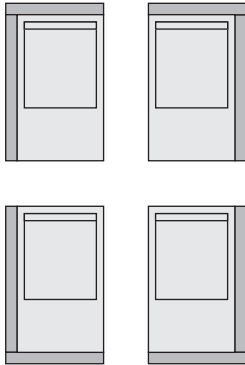
F005 = Imitation Bluestone
F006 = Granite Grey



****Don't forget to complete your article code with the desired colour (top left of this page)!

Ex.: SET.26.090140.BLH.L.**** with white shower tray and wall panels becomes SET.26.090140.BLH.L.F001.

PARTIAL RUN-OFF



Item number	Type dimensions shower tray*	Height wallpanel	Price group 1	Price group 2
SET.26.080130.BLH.L.****	792 x 1300 x 26 mm	2500 mm	2561	3224
SET.26.080140.BLH.L.****	792 x 1400 x 26 mm	2500 mm	2736	3436
SET.26.080150.BLH.L.****	792 x 1500 x 26 mm	2500 mm	2867	3602
SET.26.080160.BLH.L.****	792 x 1600 x 26 mm	2500 mm	3000	3769
SET.26.080170.BLH.L.****	792 x 1700 x 26 mm	2500 mm	3134	3938
SET.26.080180.BLH.L.****	792 x 1800 x 26 mm	2500 mm	3267	4106
SET.26.080190.BLH.L.****	792 x 1900 x 26 mm	2500 mm	3402	4276
SET.26.080200.BLH.L.****	788 x 1978 x 26 mm	2500 mm	3538	4447
SET.26.090130.BLH.L.****	895 x 1300 x 26 mm	2500 mm	2791	3514
SET.26.090140.BLH.L.****	895 x 1400 x 26 mm	2500 mm	2981	3745
SET.26.090150.BLH.L.****	895 x 1500 x 26 mm	2500 mm	3124	3926
SET.26.090160.BLH.L.****	895 x 1600 x 26 mm	2500 mm	3273	4113
SET.26.090170.BLH.L.****	895 x 1700 x 26 mm	2500 mm	3421	4300
SET.26.090180.BLH.L.****	895 x 1800 x 26 mm	2500 mm	3567	4484
SET.26.090190.BLH.L.****	895 x 1900 x 26 mm	2500 mm	3716	4672
SET.26.090200.BLH.L.****	895 x 1990 x 26 mm	2500 mm	3865	4859
SET.26.100130.BLH.L.****	985 x 1300 x 26 mm	2500 mm	2969	3738
SET.26.100140.BLH.L.****	985 x 1400 x 26 mm	2500 mm	3166	3978
SET.26.100150.BLH.L.****	985 x 1500 x 26 mm	2500 mm	3319	4172
SET.26.100160.BLH.L.****	985 x 1600 x 26 mm	2500 mm	3474	4366
SET.26.100170.BLH.L.****	985 x 1700 x 26 mm	2500 mm	3626	4559
SET.26.100180.BLH.L.****	985 x 1800 x 26 mm	2500 mm	3778	4750
SET.26.100190.BLH.L.****	985 x 1900 x 26 mm	2500 mm	3933	4946
SET.26.100200.BLH.L.****	985 x 1975 x 26 mm	2500 mm	4087	5139



*Type dimensions, effective sizes see technical drawing. The products in solid surface are cast in moulds. A shrinkage of up to 1% can occur on these products. The products must always be measured at the bottom because they are conical.



Transportation costs on request

SHOWER SET

DZIGNSTONE

**SOLID
LINEAR 26**

BASE LINE HIGH

Price group 1

F001 = White
F002 = Pergamon
F003 = Concrete Light
F004 = Concrete Dark

Price group 2

F005 = Imitation Bluestone
F006 = Granite Grey

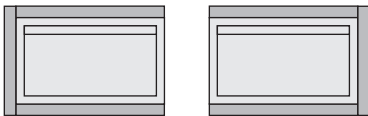
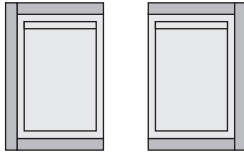

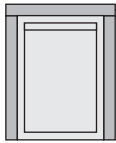


****Don't forget to complete your article code with the desired colour (top left of this page)!

Ex.: SET.26.090120.BLH.UK.**** with white shower tray and wall panels becomes SET.26.090120.BLH.UK.F001.

U-SHAPE

FULL RUN-OFF



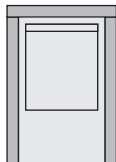
Item number	Type dimensions shower tray*	Height wall panel	Price group 1	Price group 2
SET.26.080090.BLH.UK.****	800 x 900 x 24 mm	2500 mm	2743	3452
SET.26.080100.BLH.UK.****	800 x 1000 x 24 mm	2500 mm	2938	3699
SET.26.080120.BLH.UK.****	792 x 1200 x 26 mm	2500 mm	3380	4255
SET.26.090090.BLH.UK.****	900 x 900 x 24 mm	2500 mm	2921	3677
SET.26.090100.BLH.UK.****	900 x 1000 x 24 mm	2500 mm	3118	3926
SET.26.090120.BLH.UK.****	900 x 1200 x 26 mm	2500 mm	3599	4531
SET.26.100100.BLH.UK.****	1000 x 1000 x 24 mm	2500 mm	3310	4168
SET.26.100120.BLH.UK.****	992 x 1200 x 26 mm	2500 mm	3775	4753

SET.26.150090.BLH.UK.****	1500 x 900 x 24 mm	2500 mm	4328	5443
---------------------------	--------------------	---------	------	------

SET.26.080090.BLH.UL.****	800 x 900 x 24 mm	2500 mm	2663	3351
SET.26.080100.BLH.UL.****	800 x 1000 x 24 mm	2500 mm	2778	3497
SET.26.080120.BLH.UL.****	792 x 1200 x 26 mm	2500 mm	3062	3854
SET.26.090090.BLH.UL.****	900 x 900 x 24 mm	2500 mm	2921	3677
SET.26.090100.BLH.UL.****	900 x 1000 x 24 mm	2500 mm	3038	3825
SET.26.090120.BLH.UL.****	900 x 1200 x 26 mm	2500 mm	3361	4231
SET.26.100100.BLH.UL.****	1000 x 1000 x 24 mm	2500 mm	3310	4168
SET.26.100120.BLH.UL.****	992 x 1200 x 26 mm	2500 mm	3617	4554

SET.26.150090.BLH.UL.****	1500 x 900 x 24 mm	2500 mm	3866	4857
---------------------------	--------------------	---------	------	------

PARTIAL RUN-OFF



Item number	Type dimensions shower tray*	Height wallpanel	Price group 1	Price group 2
SET.26.080130.BLH.UK.****	792 x 1300 x 26 mm	2500 mm	3594	4526
SET.26.080140.BLH.UK.****	792 x 1400 x 26 mm	2500 mm	3862	4851
SET.26.080150.BLH.UK.****	792 x 1500 x 26 mm	2500 mm	4071	5116
SET.26.080160.BLH.UK.****	792 x 1600 x 26 mm	2500 mm	4284	5383
SET.26.080170.BLH.UK.****	792 x 1700 x 26 mm	2500 mm	4496	5651
SET.26.080180.BLH.UK.****	792 x 1800 x 26 mm	2500 mm	4735	5951
SET.26.080190.BLH.UK.****	792 x 1900 x 26 mm	2500 mm	4951	6223
SET.26.080200.BLH.UK.****	788 x 1978 x 26 mm	2500 mm	5166	6493
SET.26.090130.BLH.UK.****	895 x 1300 x 26 mm	2500 mm	3824	4816
SET.26.090140.BLH.UK.****	895 x 1400 x 26 mm	2500 mm	4107	5160
SET.26.090150.BLH.UK.****	895 x 1500 x 26 mm	2500 mm	4328	5440
SET.26.090160.BLH.UK.****	895 x 1600 x 26 mm	2500 mm	4557	5727



*Type dimensions, effective sizes see technical drawing. The products in solid surface are cast in moulds. A shrinkage of up to 1% can occur on these products. The products must always be measured at the bottom because they are conical.



Transportation costs on request

SHOWER SET

DZIGNSTONE

**SOLID
LINEAR 26**

BASE LINE HIGH

Price group 1

F001 = White
F002 = Pergamon
F003 = Concrete Light
F004 = Concrete Dark

Price group 2

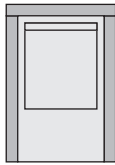
F005 = Imitation Bluestone
F006 = Granite Grey



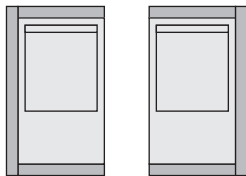
****Don't forget to complete your article code with the desired colour (top left of this page)!

Ex.: SET.26.090140.BLH.UK.**** with white shower tray and wall panels becomes SET.26.090140.BLH.UK.F001.

PARTIAL RUN-OFF (CONTINUED)



Item number	Type dimensions shower tray*	Height wallpanel	Price group 1	Price group 2
SET.26.090170.BLH.UK.****	895 x 1700 x 26 mm	2500 mm	4783	6013
SET.26.090180.BLH.UK.****	895 x 1800 x 26 mm	2500 mm	5035	6329
SET.26.090190.BLH.UK.****	895 x 1900 x 26 mm	2500 mm	5265	6619
SET.26.090200.BLH.UK.****	895 x 1990 x 26 mm	2500 mm	5493	6905
SET.26.100130.BLH.UK.****	985 x 1300 x 26 mm	2500 mm	4002	5040
SET.26.100140.BLH.UK.****	985 x 1400 x 26 mm	2500 mm	4292	5393
SET.26.100150.BLH.UK.****	985 x 1500 x 26 mm	2500 mm	4523	5686
SET.26.100160.BLH.UK.****	985 x 1600 x 26 mm	2500 mm	4758	5980
SET.26.100170.BLH.UK.****	985 x 1700 x 26 mm	2500 mm	4988	6272
SET.26.100180.BLH.UK.****	985 x 1800 x 26 mm	2500 mm	5246	6595
SET.26.100190.BLH.UK.****	985 x 1900 x 26 mm	2500 mm	5482	6893
SET.26.100200.BLH.UK.****	985 x 1975 x 26 mm	2500 mm	5715	7185



SET.26.080130.BLH.UK.****	792 x 1300 x 26 mm	2500 mm	3197	4025
SET.26.080140.BLH.UK.****	792 x 1400 x 26 mm	2500 mm	3372	4237
SET.26.080150.BLH.UK.****	792 x 1500 x 26 mm	2500 mm	3503	4403
SET.26.080160.BLH.UK.****	792 x 1600 x 26 mm	2500 mm	3636	4570
SET.26.080170.BLH.UK.****	792 x 1700 x 26 mm	2500 mm	3770	4739
SET.26.080180.BLH.UK.****	792 x 1800 x 26 mm	2500 mm	3929	4938
SET.26.080190.BLH.UK.****	792 x 1900 x 26 mm	2500 mm	4064	5108
SET.26.080200.BLH.UK.****	788 x 1978 x 26 mm	2500 mm	4200	5279
SET.26.090130.BLH.UK.****	895 x 1300 x 26 mm	2500 mm	3507	4416
SET.26.090140.BLH.UK.****	895 x 1400 x 26 mm	2500 mm	3697	4647
SET.26.090150.BLH.UK.****	895 x 1500 x 26 mm	2500 mm	3840	4828
SET.26.090160.BLH.UK.****	895 x 1600 x 26 mm	2500 mm	3989	5015
SET.26.090170.BLH.UK.****	895 x 1700 x 26 mm	2500 mm	4137	5202
SET.26.090180.BLH.UK.****	895 x 1800 x 26 mm	2500 mm	4309	5417
SET.26.090190.BLH.UK.****	895 x 1900 x 26 mm	2500 mm	4458	5605
SET.26.090200.BLH.UK.****	895 x 1990 x 26 mm	2500 mm	4607	5792
SET.26.100130.BLH.UK.****	985 x 1300 x 26 mm	2500 mm	3765	4741
SET.26.100140.BLH.UK.****	985 x 1400 x 26 mm	2500 mm	3962	4981
SET.26.100150.BLH.UK.****	985 x 1500 x 26 mm	2500 mm	4115	5175
SET.26.100160.BLH.UK.****	985 x 1600 x 26 mm	2500 mm	4270	5369
SET.26.100170.BLH.UK.****	985 x 1700 x 26 mm	2500 mm	4422	5562
SET.26.100180.BLH.UK.****	985 x 1800 x 26 mm	2500 mm	4600	5784
SET.26.100190.BLH.UK.****	985 x 1900 x 26 mm	2500 mm	4755	5980
SET.26.100200.BLH.UK.****	985 x 1975 x 26 mm	2500 mm	4909	6173



*Type dimensions, effective sizes see technical drawing. The products in solid surface are cast in moulds. A shrinkage of up to 1% can occur on these products. The products must always be measured at the bottom because they are conical.



Transportation costs on request

SHOWER SET

DZIGNSTONE

**SOLID
LINEAR 34**

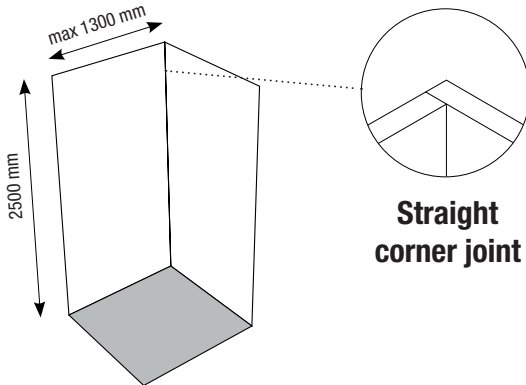
BASE LINE HIGH

Price group 1

F001 = White
F002 = Pergamon
F003 = Concrete Light
F004 = Concrete Dark

Price group 2

F005 = Imitation Bluestone
F006 = Granite Grey



All-in-one package

- Wall panels
- Shower tray
- Silk Finish (matt silicone)
- Solid Connect (from 1400 mm)

Not included

- Polymer adhesive 'I0855', €18 per tube
- Solid Connect Gun 'LMDISPEN' is needed for processing. €93 per piece.

Characteristics

- Solid Linear 34 shower tray, thickness = 27 - 34 mm, with built-in I-DRAIN® siphon. Incl. insert strip in solid surface in the same colour as the shower tray. Tolerance ISO-2768-C applies for all dimensions.
- Shower tray always with full run-off.
- Fixed height wall panel 2500 mm.
- **Customization and built-in niche not possible in sets.**
- From 1400 mm, panels must be coupled.

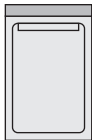
****Don't forget to complete your article code with the desired colour (top left of this page)!

Ex.: SET.34.090140V.BLH.RK.**** with white shower tray and wall panels becomes SET.34.090140V.BLH.RK.F001.

STANDARD

Prices per set, in € ex. VAT

STRAIGHT PANEL



Item number	Type dimensions shower tray*	Height wall panel	Price group 1	Price group 2
SET.34.080130V.BLH.RK.****	800 x 1300 x 27 mm	2500 mm	1830	2302
SET.34.080140V.BLH.RK.****	800 x 1400 x 28 mm	2500 mm	1906	2398
SET.34.080150V.BLH.RK.****	800 x 1500 x 29 mm	2500 mm	1975	2485
SET.34.080160V.BLH.RK.****	800 x 1600 x 30 mm	2500 mm	2049	2578
SET.34.080170V.BLH.RK.****	800 x 1700 x 31 mm	2500 mm	2123	2672
SET.34.080180V.BLH.RK.****	800 x 1800 x 32 mm	2500 mm	2198	2766
SET.34.080190V.BLH.RK.****	800 x 1900 x 33 mm	2500 mm	2268	2854
SET.34.080200V.BLH.RK.****	800 x 2000 x 34 mm	2500 mm	2343	2949
SET.34.090130V.BLH.RK.****	900 x 1300 x 27 mm	2500 mm	2114	2660
SET.34.090140V.BLH.RK.****	900 x 1400 x 28 mm	2500 mm	2206	2776
SET.34.090150V.BLH.RK.****	900 x 1500 x 29 mm	2500 mm	2299	2894
SET.34.090160V.BLH.RK.****	900 x 1600 x 30 mm	2500 mm	2388	3006
SET.34.090170V.BLH.RK.****	900 x 1700 x 31 mm	2500 mm	2481	3123
SET.34.090180V.BLH.RK.****	900 x 1800 x 32 mm	2500 mm	2573	3239
SET.34.090190V.BLH.RK.****	900 x 1900 x 33 mm	2500 mm	2665	3355
SET.34.090200V.BLH.RK.****	900 x 2000 x 34 mm	2500 mm	2756	3469
SET.34.100130V.BLH.RK.****	1000 x 1300 x 27 mm	2500 mm	2232	2809
SET.34.100140V.BLH.RK.****	1000 x 1400 x 28 mm	2500 mm	2431	3060
SET.34.100150V.BLH.RK.****	1000 x 1500 x 29 mm	2500 mm	2530	3185
SET.34.100160V.BLH.RK.****	1000 x 1600 x 30 mm	2500 mm	2629	3310
SET.34.100170V.BLH.RK.****	1000 x 1700 x 31 mm	2500 mm	2731	3438
SET.34.100180V.BLH.RK.****	1000 x 1800 x 32 mm	2500 mm	2831	3564
SET.34.100190V.BLH.RK.****	1000 x 1900 x 33 mm	2500 mm	2931	3690
SET.34.100200V.BLH.RK.****	1000 x 2000 x 34 mm	2500 mm	3031	3816



*Type dimensions, effective sizes see technical drawing. The products in solid surface are cast in moulds. A shrinkage of up to 1% can occur on these products. The products must always be measured at the bottom because they are conical.



Transportation costs on request

SHOWER SET

DZIGNSTONE

**SOLID
LINEAR 34**

BASE LINE HIGH

Price group 1

F001 = White
F002 = Pergamon
F003 = Concrete Light
F004 = Concrete Dark

Price group 2

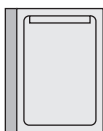
F005 = Imitation Bluestone
F006 = Granite Grey



****Don't forget to complete your article code with the desired colour (top left of this page)!

Ex.: SET.34.090140V.BLH.RL.**** with white shower tray and wall panels becomes SET.34.090140V.BLH.RL.**F001**.

STRAIGHT PANEL (CONTINUED)



Item number	Type dimensions shower tray*	Height wall panel	Price group 1	Price group 2
SET.34.080130V.BLH.RL.****	800 x 1300 x 27 mm	2500 mm	2227	2803
SET.34.080140V.BLH.RL.****	800 x 1400 x 28 mm	2500 mm	2423	3042
SET.34.080150V.BLH.RL.****	800 x 1500 x 29 mm	2500 mm	2570	3228
SET.34.080160V.BLH.RL.****	800 x 1600 x 30 mm	2500 mm	2724	3421
SET.34.080170V.BLH.RL.****	800 x 1700 x 31 mm	2500 mm	2876	3614
SET.34.080180V.BLH.RL.****	800 x 1800 x 32 mm	2500 mm	3031	3809
SET.34.080190V.BLH.RL.****	800 x 1900 x 33 mm	2500 mm	3182	3999
SET.34.080200V.BLH.RL.****	800 x 2000 x 34 mm	2500 mm	3336	4193
SET.34.090130V.BLH.RL.****	900 x 1300 x 27 mm	2500 mm	2431	3060
SET.34.090140V.BLH.RL.****	900 x 1400 x 28 mm	2500 mm	2643	3319
SET.34.090150V.BLH.RL.****	900 x 1500 x 29 mm	2500 mm	2814	3536
SET.34.090160V.BLH.RL.****	900 x 1600 x 30 mm	2500 mm	2983	3748
SET.34.090170V.BLH.RL.****	900 x 1700 x 31 mm	2500 mm	3154	3964
SET.34.090180V.BLH.RL.****	900 x 1800 x 32 mm	2500 mm	3326	4181
SET.34.090190V.BLH.RL.****	900 x 1900 x 33 mm	2500 mm	3499	4399
SET.34.090200V.BLH.RL.****	900 x 2000 x 34 mm	2500 mm	3669	4612
SET.34.100130V.BLH.RL.****	1000 x 1300 x 27 mm	2500 mm	2469	3108
SET.34.100140V.BLH.RL.****	1000 x 1400 x 28 mm	2500 mm	2788	3502
SET.34.100150V.BLH.RL.****	1000 x 1500 x 29 mm	2500 mm	2965	3726
SET.34.100160V.BLH.RL.****	1000 x 1600 x 30 mm	2500 mm	3144	3951
SET.34.100170V.BLH.RL.****	1000 x 1700 x 31 mm	2500 mm	3324	4178
SET.34.100180V.BLH.RL.****	1000 x 1800 x 32 mm	2500 mm	3504	4405
SET.34.100190V.BLH.RL.****	1000 x 1900 x 33 mm	2500 mm	3685	4633
SET.34.100200V.BLH.RL.****	1000 x 2000 x 34 mm	2500 mm	3864	4858



*Type dimensions, effective sizes see technical drawing. The products in solid surface are cast in moulds. A shrinkage of up to 1% can occur on these products. The products must always be measured at the bottom because they are conical.



Transportation costs on request

SHOWER SET

DZIGNSTONE

**SOLID
LINEAR 34**

BASE LINE HIGH

Price group 1

F001 = White
F002 = Pergamon
F003 = Concrete Light
F004 = Concrete Dark

Price group 2

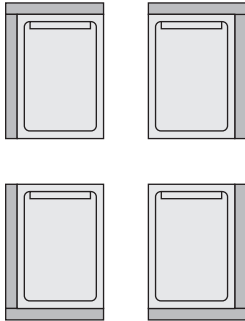
F005 = Imitation Bluestone
F006 = Granite Grey



****Don't forget to complete your article code with the desired colour (top left of this page)!

Ex.: SET.34.090140V.BLH.L.**** with white shower tray and wall panels becomes SET.34.090140V.BLH.L.**F001**.

L-SHAPE



Item number	Type dimensions shower tray*	Height wallpanel	Price group 1	Price group 2
SET.34.080130V.BLH.L.****	800 x 1300 x 27 mm	2500 mm	2863	3604
SET.34.080140V.BLH.L.****	800 x 1400 x 28 mm	2500 mm	3059	3843
SET.34.080150V.BLH.L.****	800 x 1500 x 29 mm	2500 mm	3206	4029
SET.34.080160V.BLH.L.****	800 x 1600 x 30 mm	2500 mm	3360	4222
SET.34.080170V.BLH.L.****	800 x 1700 x 31 mm	2500 mm	3512	4415
SET.34.080180V.BLH.L.****	800 x 1800 x 32 mm	2500 mm	3667	4610
SET.34.080190V.BLH.L.****	800 x 1900 x 33 mm	2500 mm	3818	4800
SET.34.080200V.BLH.L.****	800 x 2000 x 34 mm	2500 mm	3972	4994
SET.34.090130V.BLH.L.****	900 x 1300 x 27 mm	2500 mm	3147	3962
SET.34.090140V.BLH.L.****	900 x 1400 x 28 mm	2500 mm	3359	4221
SET.34.090150V.BLH.L.****	900 x 1500 x 29 mm	2500 mm	3530	4438
SET.34.090160V.BLH.L.****	900 x 1600 x 30 mm	2500 mm	3699	4650
SET.34.090170V.BLH.L.****	900 x 1700 x 31 mm	2500 mm	3870	4866
SET.34.090180V.BLH.L.****	900 x 1800 x 32 mm	2500 mm	4042	5083
SET.34.090190V.BLH.L.****	900 x 1900 x 33 mm	2500 mm	4215	5301
SET.34.090200V.BLH.L.****	900 x 2000 x 34 mm	2500 mm	4385	5514
SET.34.100130V.BLH.L.****	1000 x 1300 x 27 mm	2500 mm	3265	4111
SET.34.100140V.BLH.L.****	1000 x 1400 x 28 mm	2500 mm	3584	4505
SET.34.100150V.BLH.L.****	1000 x 1500 x 29 mm	2500 mm	3761	4729
SET.34.100160V.BLH.L.****	1000 x 1600 x 30 mm	2500 mm	3940	4954
SET.34.100170V.BLH.L.****	1000 x 1700 x 31 mm	2500 mm	4120	5181
SET.34.100180V.BLH.L.****	1000 x 1800 x 32 mm	2500 mm	4300	5408
SET.34.100190V.BLH.L.****	1000 x 1900 x 33 mm	2500 mm	4481	5636
SET.34.100200V.BLH.L.****	1000 x 2000 x 34 mm	2500 mm	4660	5861



*Type dimensions, effective sizes see technical drawing. The products in solid surface are cast in moulds. A shrinkage of up to 1% can occur on these products. The products must always be measured at the bottom because they are conical.



Transportation costs on request

SHOWER SET

DZIGNSTONE

**SOLID
LINEAR 34**

BASE LINE HIGH

Price group 1

F001 = White
F002 = Pergamon
F003 = Concrete Light
F004 = Concrete Dark

Price group 2

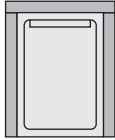
F005 = Imitation Bluestone
F006 = Granite Grey



****Don't forget to complete your article code with the desired colour (top left of this page)!

Ex.: SET.34.090140V.BLH.UK.**** with white shower tray and wall panels becomes SET.34.090140V.BLH.UK.**F001**.

U-SHAPE



Item number	Type dimensions shower tray*	Height wall panel	Price group 1	Price group 2
SET.34.080130V.BLH.UK.****	800 x 1300 x 27 mm	2500 mm	3896	4906
SET.34.080140V.BLH.UK.****	800 x 1400 x 28 mm	2500 mm	4185	5258
SET.34.080150V.BLH.UK.****	800 x 1500 x 29 mm	2500 mm	4410	5543
SET.34.080160V.BLH.UK.****	800 x 1600 x 30 mm	2500 mm	4644	5836
SET.34.080170V.BLH.UK.****	800 x 1700 x 31 mm	2500 mm	4874	6128
SET.34.080180V.BLH.UK.****	800 x 1800 x 32 mm	2500 mm	5135	6455
SET.34.080190V.BLH.UK.****	800 x 1900 x 33 mm	2500 mm	5367	6747
SET.34.080200V.BLH.UK.****	800 x 2000 x 34 mm	2500 mm	5600	7040
SET.34.090130V.BLH.UK.****	900 x 1300 x 27 mm	2500 mm	4180	5264
SET.34.090140V.BLH.UK.****	900 x 1400 x 28 mm	2500 mm	4485	5636
SET.34.090150V.BLH.UK.****	900 x 1500 x 29 mm	2500 mm	4734	5952
SET.34.090160V.BLH.UK.****	900 x 1600 x 30 mm	2500 mm	4983	6264
SET.34.090170V.BLH.UK.****	900 x 1700 x 31 mm	2500 mm	5232	6579
SET.34.090180V.BLH.UK.****	900 x 1800 x 32 mm	2500 mm	5510	6928
SET.34.090190V.BLH.UK.****	900 x 1900 x 33 mm	2500 mm	5764	7248
SET.34.090200V.BLH.UK.****	900 x 2000 x 34 mm	2500 mm	6013	7560
SET.34.100130V.BLH.UK.****	1000 x 1300 x 27 mm	2500 mm	4298	5413
SET.34.100140V.BLH.UK.****	1000 x 1400 x 28 mm	2500 mm	4710	5920
SET.34.100150V.BLH.UK.****	1000 x 1500 x 29 mm	2500 mm	4965	6243
SET.34.100160V.BLH.UK.****	1000 x 1600 x 30 mm	2500 mm	5224	6568
SET.34.100170V.BLH.UK.****	1000 x 1700 x 31 mm	2500 mm	5482	6894
SET.34.100180V.BLH.UK.****	1000 x 1800 x 32 mm	2500 mm	5768	7253
SET.34.100190V.BLH.UK.****	1000 x 1900 x 33 mm	2500 mm	6030	7583
SET.34.100200V.BLH.UK.****	1000 x 2000 x 34 mm	2500 mm	6288	7907



***Type dimensions, effective sizes see technical drawing.** The products in solid surface are cast in moulds. A shrinkage of up to 1% can occur on these products. The products must always be measured at the bottom because they are conical.

SHOWER SET

DZIGNSTONE

**SOLID
LINEAR 34**

BASE LINE HIGH

Price group 1

F001 = White
F002 = Pergamon
F003 = Concrete Light
F004 = Concrete Dark

Price group 2

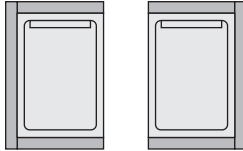
F005 = Imitation Bluestone
F006 = Granite Grey



****Don't forget to complete your article code with the desired colour (top left of this page)!

Ex.: SET.34.090140V.BLH.UL.**** with white shower tray and wall panels becomes SET.34.090140V.BLH.UL.**F001**.

U-SHAPE (CONTINUED)



Item number	Type dimensions shower tray*	Height wall panel	Price group 1	Price group 2
SET.34.080130V.BLH.UL.****	800 x 1300 x 27 mm	2500 mm	3499	4405
SET.34.080140V.BLH.UL.****	800 x 1400 x 28 mm	2500 mm	3695	4644
SET.34.080150V.BLH.UL.****	800 x 1500 x 29 mm	2500 mm	3842	4830
SET.34.080160V.BLH.UL.****	800 x 1600 x 30 mm	2500 mm	3996	5023
SET.34.080170V.BLH.UL.****	800 x 1700 x 31 mm	2500 mm	4148	5216
SET.34.080180V.BLH.UL.****	800 x 1800 x 32 mm	2500 mm	4329	5442
SET.34.080190V.BLH.UL.****	800 x 1900 x 33 mm	2500 mm	4480	5632
SET.34.080200V.BLH.UL.****	800 x 2000 x 34 mm	2500 mm	4634	5826
SET.34.090130V.BLH.UL.****	900 x 1300 x 27 mm	2500 mm	3863	4864
SET.34.090140V.BLH.UL.****	900 x 1400 x 28 mm	2500 mm	4075	5123
SET.34.090150V.BLH.UL.****	900 x 1500 x 29 mm	2500 mm	4246	5340
SET.34.090160V.BLH.UL.****	900 x 1600 x 30 mm	2500 mm	4415	5552
SET.34.090170V.BLH.UL.****	900 x 1700 x 31 mm	2500 mm	4586	5768
SET.34.090180V.BLH.UL.****	900 x 1800 x 32 mm	2500 mm	4784	6016
SET.34.090190V.BLH.UL.****	900 x 1900 x 33 mm	2500 mm	4957	6234
SET.34.090200V.BLH.UL.****	900 x 2000 x 34 mm	2500 mm	5127	6447
SET.34.100130V.BLH.UL.****	1000 x 1300 x 27 mm	2500 mm	4061	5114
SET.34.100140V.BLH.UL.****	1000 x 1400 x 28 mm	2500 mm	4380	5508
SET.34.100150V.BLH.UL.****	1000 x 1500 x 29 mm	2500 mm	4557	5732
SET.34.100160V.BLH.UL.****	1000 x 1600 x 30 mm	2500 mm	4736	5957
SET.34.100170V.BLH.UL.****	1000 x 1700 x 31 mm	2500 mm	4916	6184
SET.34.100180V.BLH.UL.****	1000 x 1800 x 32 mm	2500 mm	5122	6442
SET.34.100190V.BLH.UL.****	1000 x 1900 x 33 mm	2500 mm	5303	6670
SET.34.100200V.BLH.UL.****	1000 x 2000 x 34 mm	2500 mm	5482	6895



*Type dimensions, effective sizes see technical drawing. The products in solid surface are cast in moulds. A shrinkage of up to 1% can occur on these products. The products must always be measured at the bottom because they are conical.



Transportation costs on request

SHOWER SET

DZIGNSTONE

**SOLID
CLASSIC**

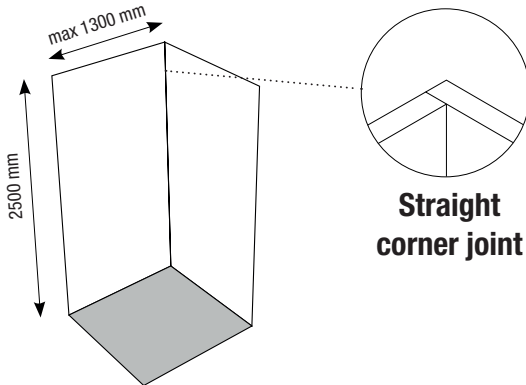
BASE LINE HIGH

Price group 1

F001 = White
F002 = Pergamon
F003 = Concrete Light
F004 = Concrete Dark

Price group 2

F005 = Imitation Bluestone
F006 = Granite Grey



All-in-one package

- Wall panels
- Shower tray
- Silk Finish (matt silicone)
- Solid Connect (from 1400 mm)

Not included

- Polymer adhesive 'I0855', €18 per tube
- Solid Connect Gun 'LMDISPEN' is needed for processing. €93 per piece.

Characteristics

- Solid Classic shower tray, thickness = 25 - 34 mm, with plug right or left. Incl. cover plate in solid surface in the same colour as the shower tray. Tolerance ISO-2768-C applies for all dimensions.
- Shower tray always with full run-off.
- Fixed height wall panel 2500 mm.
- **Customization and built-in niche not possible in sets.**
- From 1400 mm, panels must be coupled.



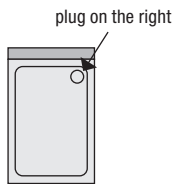
****Don't forget to complete your article code with the desired colour (top left of this page)!

Ex.: SET.SC.R.090140V.BLH.RK.SC.**** with white shower tray and wall panels becomes SET.SC.R.090140V.BLH.RK.SC.**F001**.

STANDARD

Prices per set, in € ex. VAT

STRAIGHT PANEL



Item number	Type dimensions shower tray*	Height wall panel	Price group 1	Price group 2
SET.SC.R.080080V.BLH.RK.****	800 x 800 x 25 mm	2500 mm	1331	1674
SET.SC.R.080090V.BLH.RK.****	800 x 900 x 26 mm	2500 mm	1404	1766
SET.SC.R.080100V.BLH.RK.****	800 x 1000 x 26 mm	2500 mm	1474	1854
SET.SC.R.080120V.BLH.RK.****	800 x 1200 x 28 mm	2500 mm	1619	2037
SET.SC.R.080140V.BLH.RK.****	800 x 1400 x 30 mm	2500 mm	1762	2217
SET.SC.R.080160V.BLH.RK.****	800 x 1600 x 32 mm	2500 mm	1904	2396
SET.SC.R.080180V.BLH.RK.****	800 x 1800 x 33 mm	2500 mm	2050	2580
SET.SC.R.090090V.BLH.RK.****	900 x 900 x 26 mm	2500 mm	1518	1910
SET.SC.R.090100V.BLH.RK.****	900 x 1000 x 27 mm	2500 mm	1592	2003
SET.SC.R.090120V.BLH.RK.****	900 x 1200 x 29 mm	2500 mm	1743	2193
SET.SC.R.090140V.BLH.RK.****	900 x 1400 x 30 mm	2500 mm	1895	2385
SET.SC.R.090160V.BLH.RK.****	900 x 1600 x 32 mm	2500 mm	2046	2575
SET.SC.R.090180V.BLH.RK.****	900 x 1800 x 34 mm	2500 mm	2199	2768
SET.SC.R.100100V.BLH.RK.****	1000 x 1000 x 28 mm	2500 mm	1757	2211
SET.SC.R.100120V.BLH.RK.****	1000 x 1200 x 29 mm	2500 mm	1925	2423
SET.SC.R.100140V.BLH.RK.****	1000 x 1400 x 31 mm	2500 mm	2093	2634
SET.SC.R.100160V.BLH.RK.****	1000 x 1600 x 32 mm	2500 mm	2260	2845
SET.SC.R.100180V.BLH.RK.****	1000 x 1800 x 34 mm	2500 mm	2429	3058



*Type dimensions, effective sizes see technical drawing. The products in solid surface are cast in moulds. A shrinkage of up to 1% can occur on these products. The products must always be measured at the bottom because they are conical.



Transportation costs on request

SHOWER SET

DZIGNSTONE

**SOLID
CLASSIC**

BASE LINE HIGH

Price group 1

F001 = White
F002 = Pergamon
F003 = Concrete Light
F004 = Concrete Dark

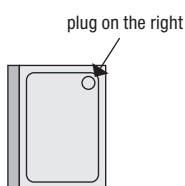
Price group 2

F005 = Imitation Bluestone
F006 = Granite Grey



****Don't forget to complete your article code with the desired colour (top left of this page)!

Ex.: SET.SC.R.090140V.BLH.RL.**** with white shower tray and wall panels becomes SET.SC.R.090140V.BLH.RL.**F001**.



Item number	Type dimensions shower tray*	Height wall panel	Price group 1	Price group 2
SET.SC.R.080080V.BLH.RL.****	800 x 800 x 25 mm	2500 mm	1331	1674
SET.SC.R.080090V.BLH.RL.****	800 x 900 x 26 mm	2500 mm	1484	1867
SET.SC.R.080100V.BLH.RL.****	800 x 1000 x 26 mm	2500 mm	1634	2056
SET.SC.R.080120V.BLH.RL.****	800 x 1200 x 28 mm	2500 mm	1937	2438
SET.SC.R.080140V.BLH.RL.****	800 x 1400 x 30 mm	2500 mm	2279	2861
SET.SC.R.080160V.BLH.RL.****	800 x 1600 x 32 mm	2500 mm	2579	3239
SET.SC.R.080180V.BLH.RL.****	800 x 1800 x 33 mm	2500 mm	2883	3623
SET.SC.R.090090V.BLH.RL.****	900 x 900 x 26 mm	2500 mm	1518	1910
SET.SC.R.090100V.BLH.RL.****	900 x 1000 x 27 mm	2500 mm	1672	2104
SET.SC.R.090120V.BLH.RL.****	900 x 1200 x 29 mm	2500 mm	1981	2493
SET.SC.R.090140V.BLH.RL.****	900 x 1400 x 30 mm	2500 mm	2332	2928
SET.SC.R.090160V.BLH.RL.****	900 x 1600 x 32 mm	2500 mm	2641	3317
SET.SC.R.090180V.BLH.RL.****	900 x 1800 x 34 mm	2500 mm	2952	3710
SET.SC.R.100100V.BLH.RL.****	1000 x 1000 x 28 mm	2500 mm	1757	2211
SET.SC.R.100120V.BLH.RL.****	1000 x 1200 x 29 mm	2500 mm	2083	2622
SET.SC.R.100140V.BLH.RL.****	1000 x 1400 x 31 mm	2500 mm	2450	3076
SET.SC.R.100160V.BLH.RL.****	1000 x 1600 x 32 mm	2500 mm	2775	3486
SET.SC.R.100180V.BLH.RL.****	1000 x 1800 x 34 mm	2500 mm	3102	3899



*Type dimensions, effective sizes see technical drawing. The products in solid surface are cast in moulds. A shrinkage of up to 1% can occur on these products. The products must always be measured at the bottom because they are conical.



Transportation costs on request

SHOWER SET

DZIGNSTONE

**SOLID
CLASSIC**

BASE LINE HIGH

Price group 1

F001 = White
F002 = Pergamon
F003 = Concrete Light
F004 = Concrete Dark

Price group 2

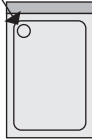
F005 = Imitation Bluestone
F006 = Granite Grey



****Don't forget to complete your article code with the desired colour (top left of this page)!

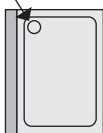
Ex.: SET.SC.L.090140V.BLH.RK.**** with white shower tray and wall panels becomes SET.SC.L.090140V.BLH.RK.F001.

plug on the left



Item number	Type dimensions shower tray*	Height wall panel	Price group 1	Price group 2
SET.SC.L.080080V.BLH.RK.****	800 x 800 x 25 mm	2500 mm	1331	1674
SET.SC.L.080090V.BLH.RK.****	800 x 900 x 26 mm	2500 mm	1404	1766
SET.SC.L.080100V.BLH.RK.****	800 x 1000 x 26 mm	2500 mm	1474	1854
SET.SC.L.080120V.BLH.RK.****	800 x 1200 x 28 mm	2500 mm	1619	2037
SET.SC.L.080140V.BLH.RK.****	800 x 1400 x 30 mm	2500 mm	1762	2217
SET.SC.L.080160V.BLH.RK.****	800 x 1600 x 32 mm	2500 mm	1904	2396
SET.SC.L.080180V.BLH.RK.****	800 x 1800 x 33 mm	2500 mm	2050	2580
SET.SC.L.090090V.BLH.RK.****	900 x 900 x 26 mm	2500 mm	1518	1910
SET.SC.L.090100V.BLH.RK.****	900 x 1000 x 27 mm	2500 mm	1592	2003
SET.SC.L.090120V.BLH.RK.****	900 x 1200 x 29 mm	2500 mm	1743	2193
SET.SC.L.090140V.BLH.RK.****	900 x 1400 x 30 mm	2500 mm	1895	2385
SET.SC.L.090160V.BLH.RK.****	900 x 1600 x 32 mm	2500 mm	2046	2575
SET.SC.L.090180V.BLH.RK.****	900 x 1800 x 34 mm	2500 mm	2199	2768
SET.SC.L.100100V.BLH.RK.****	1000 x 1000 x 28 mm	2500 mm	1757	2211
SET.SC.L.100120V.BLH.RK.****	1000 x 1200 x 29 mm	2500 mm	1925	2423
SET.SC.L.100140V.BLH.RK.****	1000 x 1400 x 31 mm	2500 mm	2093	2634
SET.SC.L.100160V.BLH.RK.****	1000 x 1600 x 32 mm	2500 mm	2260	2845
SET.SC.L.100180V.BLH.RK.****	1000 x 1800 x 34 mm	2500 mm	2429	3058

plug on the left



Item number	Type dimensions shower tray*	Height wallpanel	Price group 1	Price group 2
SET.SC.L.080080V.BLH.RL.****	800 x 800 x 25 mm	2500 mm	1331	1674
SET.SC.L.080090V.BLH.RL.****	800 x 900 x 26 mm	2500 mm	1484	1867
SET.SC.L.080100V.BLH.RL.****	800 x 1000 x 26 mm	2500 mm	1634	2056
SET.SC.L.080120V.BLH.RL.****	800 x 1200 x 28 mm	2500 mm	1937	2438
SET.SC.L.080140V.BLH.RL.****	800 x 1400 x 30 mm	2500 mm	2279	2861
SET.SC.L.080160V.BLH.RL.****	800 x 1600 x 32 mm	2500 mm	2579	3239
SET.SC.L.080180V.BLH.RL.****	800 x 1800 x 33 mm	2500 mm	2883	3623
SET.SC.L.090090V.BLH.RL.****	900 x 900 x 26 mm	2500 mm	1518	1910
SET.SC.L.090100V.BLH.RL.****	900 x 1000 x 27 mm	2500 mm	1672	2104
SET.SC.L.090120V.BLH.RL.****	900 x 1200 x 29 mm	2500 mm	1981	2493
SET.SC.L.090140V.BLH.RL.****	900 x 1400 x 30 mm	2500 mm	2332	2928
SET.SC.L.090160V.BLH.RL.****	900 x 1600 x 32 mm	2500 mm	2641	3317
SET.SC.L.090180V.BLH.RL.****	900 x 1800 x 34 mm	2500 mm	2952	3710
SET.SC.L.100100V.BLH.RL.****	1000 x 1000 x 28 mm	2500 mm	1757	2211
SET.SC.L.100120V.BLH.RL.****	1000 x 1200 x 29 mm	2500 mm	2083	2622
SET.SC.L.100140V.BLH.RL.****	1000 x 1400 x 31 mm	2500 mm	2450	3076
SET.SC.L.100160V.BLH.RL.****	1000 x 1600 x 32 mm	2500 mm	2775	3486
SET.SC.L.100180V.BLH.RL.****	1000 x 1800 x 34 mm	2500 mm	3102	3899



*Type dimensions, effective sizes see technical drawing. The products in solid surface are cast in moulds. A shrinkage of up to 1% can occur on these products. The products must always be measured at the bottom because they are conical.



Transportation costs on request

SHOWER SET

DZIGNSTONE

**SOLID
CLASSIC**

BASE LINE HIGH

Price group 1

F001 = White
F002 = Pergamon
F003 = Concrete Light
F004 = Concrete Dark

Price group 2

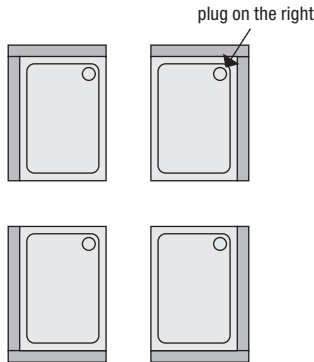
F005 = Imitation Bluestone
F006 = Granite Grey



****Don't forget to complete your article code with the desired colour (top left of this page)!

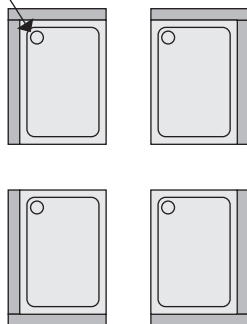
Ex.: SET.SC.R.090140V.BLH.L.**** with white shower tray and wall panels becomes SET.SC.R.090140V.BLH.L.F001.

L-SHAPE



Item number	Type dimensions shower tray*	Height wall panel	Price group 1	Price group 2
SET.SC.R.080080V.BLH.L.****	800 x 800 x 25 mm	2500 mm	1967	2475
SET.SC.R.080090V.BLH.L.****	800 x 900 x 26 mm	2500 mm	2120	2668
SET.SC.R.080100V.BLH.L.****	800 x 1000 x 26 mm	2500 mm	2270	2857
SET.SC.R.080120V.BLH.L.****	800 x 1200 x 28 mm	2500 mm	2573	3239
SET.SC.R.080140V.BLH.L.****	800 x 1400 x 30 mm	2500 mm	2915	3662
SET.SC.R.080160V.BLH.L.****	800 x 1600 x 32 mm	2500 mm	3215	4040
SET.SC.R.080180V.BLH.L.****	800 x 1800 x 33 mm	2500 mm	3519	4424
SET.SC.R.090090V.BLH.L.****	900 x 900 x 26 mm	2500 mm	2234	2812
SET.SC.R.090100V.BLH.L.****	900 x 1000 x 27 mm	2500 mm	2388	3006
SET.SC.R.090120V.BLH.L.****	900 x 1200 x 29 mm	2500 mm	2697	3395
SET.SC.R.090140V.BLH.L.****	900 x 1400 x 30 mm	2500 mm	3048	3830
SET.SC.R.090160V.BLH.L.****	900 x 1600 x 32 mm	2500 mm	3357	4219
SET.SC.R.090180V.BLH.L.****	900 x 1800 x 34 mm	2500 mm	3668	4612
SET.SC.R.100100V.BLH.L.****	1000 x 1000 x 28 mm	2500 mm	2553	3214
SET.SC.R.100120V.BLH.L.****	1000 x 1200 x 29 mm	2500 mm	2879	3625
SET.SC.R.100140V.BLH.L.****	1000 x 1400 x 31 mm	2500 mm	3246	4079
SET.SC.R.100160V.BLH.L.****	1000 x 1600 x 32 mm	2500 mm	3571	4489
SET.SC.R.100180V.BLH.L.****	1000 x 1800 x 34 mm	2500 mm	3898	4902

plug on the left



Item number	Type dimensions shower tray*	Height wallpanel	Price group 1	Price group 2
SET.SC.L.080080V.BLH.L.****	800 x 800 x 25 mm	2500 mm	1967	2475
SET.SC.L.080090V.BLH.L.****	800 x 900 x 26 mm	2500 mm	2120	2668
SET.SC.L.080100V.BLH.L.****	800 x 1000 x 26 mm	2500 mm	2270	2857
SET.SC.L.080120V.BLH.L.****	800 x 1200 x 28 mm	2500 mm	2573	3239
SET.SC.L.080140V.BLH.L.****	800 x 1400 x 30 mm	2500 mm	2915	3662
SET.SC.L.080160V.BLH.L.****	800 x 1600 x 32 mm	2500 mm	3215	4040
SET.SC.L.080180V.BLH.L.****	800 x 1800 x 33 mm	2500 mm	3519	4424
SET.SC.L.090090V.BLH.L.****	900 x 900 x 26 mm	2500 mm	2234	2812
SET.SC.L.090100V.BLH.L.****	900 x 1000 x 27 mm	2500 mm	2388	3006
SET.SC.L.090120V.BLH.L.****	900 x 1200 x 29 mm	2500 mm	2697	3395
SET.SC.L.090140V.BLH.L.****	900 x 1400 x 30 mm	2500 mm	3048	3830
SET.SC.L.090160V.BLH.L.****	900 x 1600 x 32 mm	2500 mm	3357	4219
SET.SC.L.090180V.BLH.L.****	900 x 1800 x 34 mm	2500 mm	3668	4612
SET.SC.L.100100V.BLH.L.****	1000 x 1000 x 28 mm	2500 mm	2553	3214
SET.SC.L.100120V.BLH.L.****	1000 x 1200 x 29 mm	2500 mm	2879	3625
SET.SC.L.100140V.BLH.L.****	1000 x 1400 x 31 mm	2500 mm	3246	4079
SET.SC.L.100160V.BLH.L.****	1000 x 1600 x 32 mm	2500 mm	3571	4489
SET.SC.L.100180V.BLH.L.****	1000 x 1800 x 34 mm	2500 mm	3898	4902



*Type dimensions, effective sizes see technical drawing. The products in solid surface are cast in moulds. A shrinkage of up to 1% can occur on these products. The products must always be measured at the bottom because they are conical.



Transportation costs on request

SHOWER SET

DZIGNSTONE

**SOLID
CLASSIC**

BASE LINE HIGH

Price group 1

F001 = White
F002 = Pergamon
F003 = Concrete Light
F004 = Concrete Dark

Price group 2

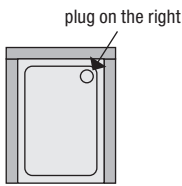
F005 = Imitation Bluestone
F006 = Granite Grey



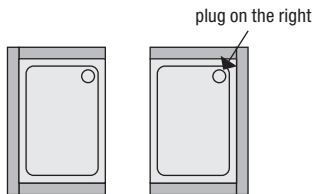
****Don't forget to complete your article code with the desired colour (top left of this page)!

Ex.: SET.SC.R.090140V.BLH.UK.**** with white shower tray and wall panels becomes SET.SC.R.090140V.BLH.UK.F001.

U-SHAPE



Item number	Type dimensions shower tray*	Height wall panel	Price group 1	Price group 2
SET.SC.R.080080V.BLH.UK.****	800 x 800 x 25 mm	2500 mm	2603	3276
SET.SC.R.080090V.BLH.UK.****	800 x 900 x 26 mm	2500 mm	2836	3570
SET.SC.R.080100V.BLH.UK.****	800 x 1000 x 26 mm	2500 mm	3066	3860
SET.SC.R.080120V.BLH.UK.****	800 x 1200 x 28 mm	2500 mm	3527	4441
SET.SC.R.080140V.BLH.UK.****	800 x 1400 x 30 mm	2500 mm	4041	5077
SET.SC.R.080160V.BLH.UK.****	800 x 1600 x 32 mm	2500 mm	4499	5654
SET.SC.R.080180V.BLH.UK.****	800 x 1800 x 33 mm	2500 mm	4987	6269
SET.SC.R.090090V.BLH.UK.****	900 x 900 x 26 mm	2500 mm	2950	3714
SET.SC.R.090100V.BLH.UK.****	900 x 1000 x 27 mm	2500 mm	3184	4009
SET.SC.R.090120V.BLH.UK.****	900 x 1200 x 29 mm	2500 mm	3651	4597
SET.SC.R.090140V.BLH.UK.****	900 x 1400 x 30 mm	2500 mm	4174	5245
SET.SC.R.090160V.BLH.UK.****	900 x 1600 x 32 mm	2500 mm	4641	5833
SET.SC.R.090180V.BLH.UK.****	900 x 1800 x 34 mm	2500 mm	5136	6457
SET.SC.R.100100V.BLH.UK.****	1000 x 1000 x 28 mm	2500 mm	3349	4217
SET.SC.R.100120V.BLH.UK.****	1000 x 1200 x 29 mm	2500 mm	3833	4827
SET.SC.R.100140V.BLH.UK.****	1000 x 1400 x 31 mm	2500 mm	4372	5494
SET.SC.R.100160V.BLH.UK.****	1000 x 1600 x 32 mm	2500 mm	4855	6103
SET.SC.R.100180V.BLH.UK.****	1000 x 1800 x 34 mm	2500 mm	5366	6747



Item number	Type dimensions shower tray*	Height wall panel	Price group 1	Price group 2
SET.SC.R.080080V.BLH.UL.****	800 x 800 x 25 mm	2500 mm	2603	3276
SET.SC.R.080090V.BLH.UL.****	800 x 900 x 26 mm	2500 mm	2756	3469
SET.SC.R.080100V.BLH.UL.****	800 x 1000 x 26 mm	2500 mm	2906	3658
SET.SC.R.080120V.BLH.UL.****	800 x 1200 x 28 mm	2500 mm	3209	4040
SET.SC.R.080140V.BLH.UL.****	800 x 1400 x 30 mm	2500 mm	3551	4463
SET.SC.R.080160V.BLH.UL.****	800 x 1600 x 32 mm	2500 mm	3851	4841
SET.SC.R.080180V.BLH.UL.****	800 x 1800 x 33 mm	2500 mm	4181	5256
SET.SC.R.090090V.BLH.UL.****	900 x 900 x 26 mm	2500 mm	2950	3714
SET.SC.R.090100V.BLH.UL.****	900 x 1000 x 27 mm	2500 mm	3104	3908
SET.SC.R.090120V.BLH.UL.****	900 x 1200 x 29 mm	2500 mm	3413	4297
SET.SC.R.090140V.BLH.UL.****	900 x 1400 x 30 mm	2500 mm	3764	4732
SET.SC.R.090160V.BLH.UL.****	900 x 1600 x 32 mm	2500 mm	4073	5121
SET.SC.R.090180V.BLH.UL.****	900 x 1800 x 34 mm	2500 mm	4410	5545
SET.SC.R.100100V.BLH.UL.****	1000 x 1000 x 28 mm	2500 mm	3349	4217
SET.SC.R.100120V.BLH.UL.****	1000 x 1200 x 29 mm	2500 mm	3675	4628
SET.SC.R.100140V.BLH.UL.****	1000 x 1400 x 31 mm	2500 mm	4042	5082
SET.SC.R.100160V.BLH.UL.****	1000 x 1600 x 32 mm	2500 mm	4367	5492
SET.SC.R.100180V.BLH.UL.****	1000 x 1800 x 34 mm	2500 mm	4720	5936



*Type dimensions, effective sizes see technical drawing. The products in solid surface are cast in moulds. A shrinkage of up to 1% can occur on these products. The products must always be measured at the bottom because they are conical.

SHOWER SET

DZIGNSTONE

**SOLID
CLASSIC**

BASE LINE HIGH

Price group 1

F001 = White
F002 = Pergamon
F003 = Concrete Light
F004 = Concrete Dark

Price group 2

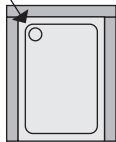
F005 = Imitation Bluestone
F006 = Granite Grey



****Don't forget to complete your article code with the desired colour (top left of this page)!

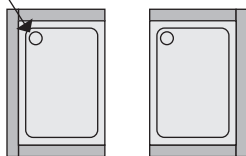
Ex.: SET.SC.L.090140V.BLH.UK.**** with white shower tray and wall panels becomes SET.SC.L.090140V.BLH.UK.F001.

plug on the left



Item number	Type dimensions shower tray*	Height wall panel	Price group 1	Price group 2
SET.SC.L.080080V.BLH.UK.****	800 x 800 x 25 mm	2500 mm	2603	3276
SET.SC.L.080090V.BLH.UK.****	800 x 900 x 26 mm	2500 mm	2836	3570
SET.SC.L.080100V.BLH.UK.****	800 x 1000 x 26 mm	2500 mm	3066	3860
SET.SC.L.080120V.BLH.UK.****	800 x 1200 x 28 mm	2500 mm	3527	4441
SET.SC.L.080140V.BLH.UK.****	800 x 1400 x 30 mm	2500 mm	4041	5077
SET.SC.L.080160V.BLH.UK.****	800 x 1600 x 32 mm	2500 mm	4499	5654
SET.SC.L.080180V.BLH.UK.****	800 x 1800 x 33 mm	2500 mm	4987	6269
SET.SC.L.090090V.BLH.UK.****	900 x 900 x 26 mm	2500 mm	2950	3714
SET.SC.L.090100V.BLH.UK.****	900 x 1000 x 27 mm	2500 mm	3184	4009
SET.SC.L.090120V.BLH.UK.****	900 x 1200 x 29 mm	2500 mm	3651	4597
SET.SC.L.090140V.BLH.UK.****	900 x 1400 x 30 mm	2500 mm	4174	5245
SET.SC.L.090160V.BLH.UK.****	900 x 1600 x 32 mm	2500 mm	4641	5833
SET.SC.L.090180V.BLH.UK.****	900 x 1800 x 34 mm	2500 mm	5136	6457
SET.SC.L.100100V.BLH.UK.****	1000 x 1000 x 28 mm	2500 mm	3349	4217
SET.SC.L.100120V.BLH.UK.****	1000 x 1200 x 29 mm	2500 mm	3833	4827
SET.SC.L.100140V.BLH.UK.****	1000 x 1400 x 31 mm	2500 mm	4372	5494
SET.SC.L.100160V.BLH.UK.****	1000 x 1600 x 32 mm	2500 mm	4855	6103
SET.SC.L.100180V.BLH.UK.****	1000 x 1800 x 34 mm	2500 mm	5366	6747

plug on the left



Item number	Type dimensions shower tray*	Height wall panel	Price group 1	Price group 2
SET.SC.L.080080V.BLH.UL.****	800 x 800 x 25 mm	2500 mm	2603	3276
SET.SC.L.080090V.BLH.UL.****	800 x 900 x 26 mm	2500 mm	2756	3469
SET.SC.L.080100V.BLH.UL.****	800 x 1000 x 26 mm	2500 mm	2906	3658
SET.SC.L.080120V.BLH.UL.****	800 x 1200 x 28 mm	2500 mm	3209	4040
SET.SC.L.080140V.BLH.UL.****	800 x 1400 x 30 mm	2500 mm	3551	4463
SET.SC.L.080160V.BLH.UL.****	800 x 1600 x 32 mm	2500 mm	3851	4841
SET.SC.L.080180V.BLH.UL.****	800 x 1800 x 33 mm	2500 mm	4181	5256
SET.SC.L.090090V.BLH.UL.****	900 x 900 x 26 mm	2500 mm	2950	3714
SET.SC.L.090100V.BLH.UL.****	900 x 1000 x 27 mm	2500 mm	3104	3908
SET.SC.L.090120V.BLH.UL.****	900 x 1200 x 29 mm	2500 mm	3413	4297
SET.SC.L.090140V.BLH.UL.****	900 x 1400 x 30 mm	2500 mm	3764	4732
SET.SC.L.090160V.BLH.UL.****	900 x 1600 x 32 mm	2500 mm	4073	5121
SET.SC.L.090180V.BLH.UL.****	900 x 1800 x 34 mm	2500 mm	4410	5545
SET.SC.L.100100V.BLH.UL.****	1000 x 1000 x 28 mm	2500 mm	3349	4217
SET.SC.L.100120V.BLH.UL.****	1000 x 1200 x 29 mm	2500 mm	3675	4628
SET.SC.L.100140V.BLH.UL.****	1000 x 1400 x 31 mm	2500 mm	4042	5082
SET.SC.L.100160V.BLH.UL.****	1000 x 1600 x 32 mm	2500 mm	4367	5492
SET.SC.L.100180V.BLH.UL.****	1000 x 1800 x 34 mm	2500 mm	4720	5936



*Type dimensions, effective sizes see technical drawing. The products in solid surface are cast in moulds. A shrinkage of up to 1% can occur on these products. The products must always be measured at the bottom because they are conical.



Transportation costs on request

SHOWER TRAYS

DZIGNSTONE

SOLID FLAT

Price group 1

White
Pergamon
Concrete Light
Concrete Dark

Price group 2

Imitation Bluestone
Granite Grey

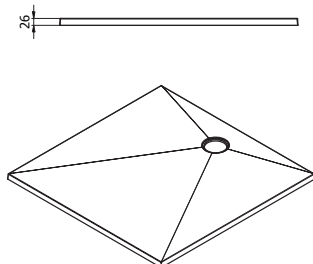
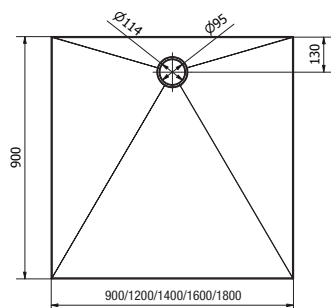
- Type dimensions*
- Thickness 26 mm
- Tolerance ISO-2768-C applies for all dimensions
- With round discharge opening
- Supplied as standard without plug and without installation studs.
Installation studs available separately, see 'Accessories'

STANDARD



WITH PLUG (NOT INCLUDED)

Prices in € ex. VAT



Item number	Type dimensions*	Drain	Price group 1	Price group 2
DP.SF.090090	900 x 900 x 26 mm	Ø 90 mm	605	762
DP.SF.120090	1200 x 900 x 26 mm	Ø 90 mm	794	1000
DP.SF.140090	1400 x 900 x 26 mm	Ø 90 mm	916	1154
DP.SF.160090	1600 x 900 x 26 mm	Ø 90 mm	1038	1308
DP.SF.180090	1800 x 900 x 26 mm	Ø 90 mm	1161	1463

CUSTOMIZATION



WITH PLUG (NOT INCLUDED)

Prices in € ex. VAT

Item number	Type dimensions*	Custom width	Drain	Price group 1	Price group 2
DP.SF.09X090	900 x 26 mm	901 - 999 mm	Ø 90 mm	974	1227
DP.SF.10X090	900 x 26 mm	1001 - 1199 mm	Ø 90 mm	1150	1449
DP.SF.12X090	900 x 26 mm	1201 - 1399 mm	Ø 90 mm	1328	1673
DP.SF.14X090	900 x 26 mm	1401 - 1599 mm	Ø 90 mm	1505	1896
DP.SF.16X090	900 x 26 mm	1601 - 1799 mm	Ø 90 mm	1682	2119
DP.SF.18X090	900 x 26 mm	≥ 1801 mm	Ø 90 mm	price on request	



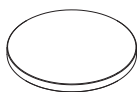
Other sizes available on request



***Type dimensions, effective sizes see technical drawing.** The products in solid surface are cast in moulds. A shrinkage of up to 1% can occur on these products. The products must always be measured at the bottom because they are conical.

SOLID FLAT ACCESSORIES

Prices in € ex. VAT



Item number	Dimensions	Description	Price group 1	Price group 2
DP.SF.TOP	Ø 109 mm	cover plate in solid surface for Solid Flat shower tray	92	116



Transportation costs on request

SHOWER TRAYS

DZIGNSTONE

SOLID LINEAR 26

Price group 1

White
Pergamon
Concrete Light
Concrete Dark

Price group 2

Imitation Bluestone
Granite Grey

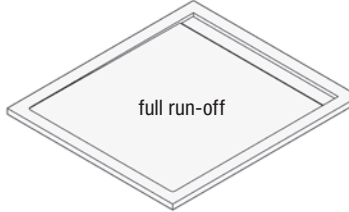
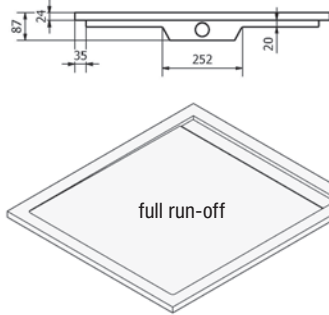
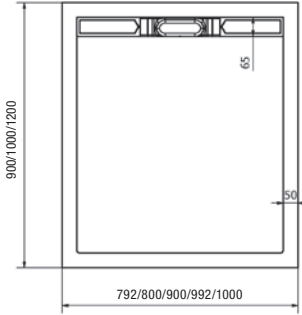
- Type dimensions*. Tolerance ISO-2768-C applies for all dimensions.
- Thickness 24-26 mm
- With built-in I-DRAIN® siphon. Incl. insert strip in the same colour as the shower tray
- **Without installation studs.** Installation studs and insert strips (solid surface or stainless steel) available separately, see 'Accessories' and 'Insert strips'
- Insert strip with PVD coating supplement €140. Colour Copper, Chocolate, Yellow Gold, Light Gold, Gunmetal Black, Metal Black. Specify colour separately on order form. Maximum length 1200 mm. Delivery time ± 16 weeks.

STANDARD

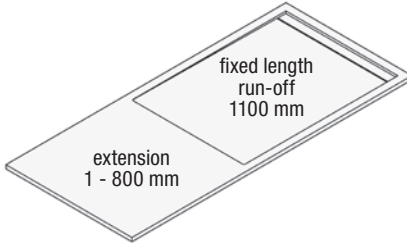
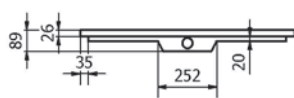
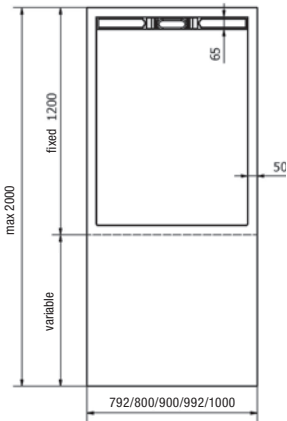


WITH I-DRAIN®

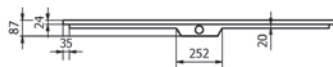
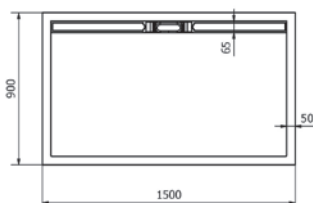
Prices in € ex. VAT



Item number	Type dimensions*	Insert strip	Price group 1	Price group 2	in stock
DP.GS.080090	800 x 900 x 24 mm	695 mm	648	816	
DP.GS.080100	800 x 1000 x 24 mm	695 mm	683	861	
DP.GS.080120	792 x 1200 x 26 mm	685 mm	809	1019	
DP.GS.090090	900 x 900 x 24 mm	792 mm	746	940	✓
DP.GS.090100	900 x 1000 x 24 mm	792 mm	783	987	
DP.GS.090120	900 x 1200 x 26 mm	792 mm	948	1194	✓
DP.GS.100100	1000 x 1000 x 24 mm	895 mm	895	1128	
DP.GS.100120	992 x 1200 x 26 mm	885 mm	1044	1315	



Item number	Type dimensions*	Insert strip	Price group 1	Price group 2	in stock
DP.GS.080130	792 x 1300 x 26 mm	685 mm	865	1090	
DP.GS.080140	792 x 1400 x 26 mm	685 mm	920	1159	
DP.GS.080150	792 x 1500 x 26 mm	685 mm	973	1226	
DP.GS.080160	792 x 1600 x 26 mm	685 mm	1026	1293	
DP.GS.080170	792 x 1700 x 26 mm	685 mm	1082	1363	
DP.GS.080180	792 x 1800 x 26 mm	685 mm	1135	1430	
DP.GS.080190	792 x 1900 x 26 mm	685 mm	1189	1498	
DP.GS.080200	788 x 1978 x 26 mm	685 mm	1246	1570	
DP.GS.090130	895 x 1300 x 26 mm	792 mm	1015	1279	
DP.GS.090140	895 x 1400 x 26 mm	792 mm	1085	1367	✓
DP.GS.090150	895 x 1500 x 26 mm	792 mm	1150	1449	
DP.GS.090160	895 x 1600 x 26 mm	792 mm	1219	1536	✓
DP.GS.090170	895 x 1700 x 26 mm	792 mm	1289	1624	
DP.GS.090180	895 x 1800 x 26 mm	792 mm	1355	1707	✓
DP.GS.090190	895 x 1900 x 26 mm	792 mm	1423	1793	
DP.GS.090200	895 x 1990 x 26 mm	792 mm	1493	1881	
DP.GS.100130	985 x 1300 x 26 mm	885 mm	1113	1402	
DP.GS.100140	985 x 1400 x 26 mm	885 mm	1190	1499	
DP.GS.100150	985 x 1500 x 26 mm	885 mm	1265	1594	
DP.GS.100160	985 x 1600 x 26 mm	885 mm	1340	1688	
DP.GS.100170	985 x 1700 x 26 mm	885 mm	1414	1782	
DP.GS.100180	985 x 1800 x 26 mm	885 mm	1486	1872	
DP.GS.100190	985 x 1900 x 26 mm	885 mm	1560	1966	
DP.GS.100200	985 x 1975 x 26 mm	885 mm	1635	2060	



Item number	Type dimensions*	Insert strip	Price group 1	Price group 2	in stock
DP.GS.150090	1500 x 900 x 24 mm	1395 mm	1163	1465	

in stock = stock item: only available in white - delivery time 1 week



*Type dimensions, effective sizes see technical drawing. The products in solid surface are cast in moulds. A shrinkage of up to 1% can occur on these products. The products must always be measured at the bottom because they are conical.



Transportation costs on request

SHOWER TRAYS

DZIGNSTONE

SOLID LINEAR 26

Price group 1
White
Pergamon
Concrete Light
Concrete Dark

Price group 2
Imitation Bluestone
Granite Grey

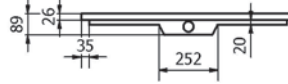
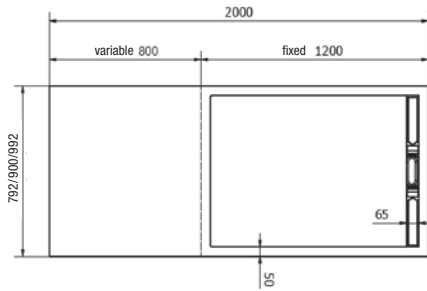
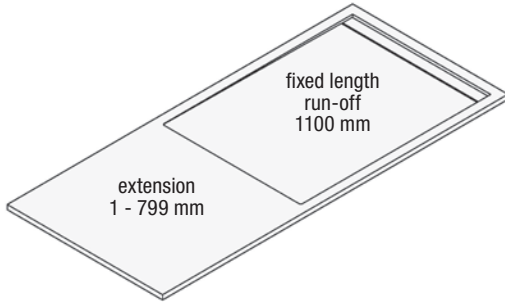
- Type dimensions*. Tolerance ISO-2768-C applies for all dimensions.
- Thickness 24-26 mm
- With built-in I-DRAIN® siphon. Incl. insert strip in the same colour as the shower tray
- **Without installation studs.** Installation studs and insert strips (solid surface or stainless steel) available separately, see 'Accessories' and 'Insert strips'
- Insert strip with PVD coating supplement €140. Colour Copper, Chocolate, Yellow Gold, Light Gold, Gunmetal Black, Metal Black. Specify colour separately on order form. Maximum length 1200 mm. Delivery time ± 16 weeks.

CUSTOMIZATION

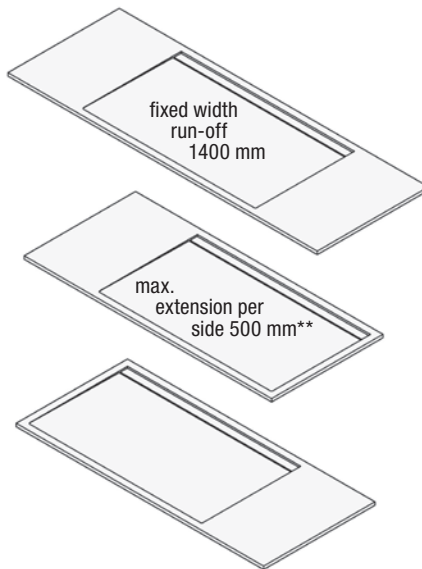


WITH I-DRAIN®

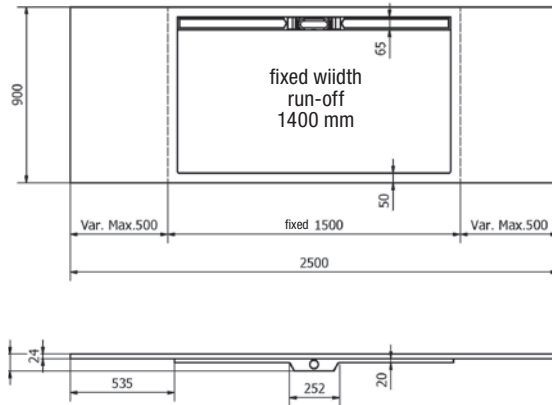
Prices in € ex. VAT



Item number	Type dimensions*	Custom length	Insert strip	Price group 1	Price group 2
DP.GS.08012X	792 x 26 mm	1201 - 1399 mm	685 mm	1058	1333
DP.GS.08014X	792 x 26 mm	1401 - 1599 mm	685 mm	1182	1489
DP.GS.08016X	792 x 26 mm	1601 - 1799 mm	685 mm	1306	1646
DP.GS.08018X	792 x 26 mm	1801 - 1982 mm	685 mm	1433	1806
DP.GS.09012X	900 x 26 mm	1201 - 1399 mm	792 mm	1249	1574
DP.GS.09014X	900 x 26 mm	1401 - 1599 mm	792 mm	1406	1772
DP.GS.09016X	900 x 26 mm	1601 - 1799 mm	792 mm	1560	1966
DP.GS.09018X	900 x 26 mm	1801 - 1999 mm	792 mm	1717	2163
DP.GS.10012X	992 x 26 mm	1201 - 1399 mm	885 mm	1336	1683
DP.GS.10014X	992 x 26 mm	1401 - 1599 mm	885 mm	1542	1943
DP.GS.10016X	992 x 26 mm	1601 - 1799 mm	885 mm	1714	2160
DP.GS.10018X	992 x 26 mm	1801 - 1982 mm	885 mm	1882	2371



Item number	Type dimensions*	Custom width	Insert strip	Price group 1	Price group 2
DP.GS.15X090	900 x 24 mm	1501 - 1699 mm	1395 mm	1456	1835
DP.GS.17X090	900 x 24 mm	1700 - 1899 mm	1395 mm	1693	2133
DP.GS.19X090	900 x 24 mm	1900 - 2099 mm	1395 mm	1931	2433
DP.GS.21X090	900 x 24 mm	2100 - 2299 mm	1395 mm	2169	2733
DP.GS.23X090	900 x 24 mm	2300 - 2500 mm	1395 mm	2407	3033



***Type dimensions, effective sizes see technical drawing.** The products in solid surface are cast in moulds. A shrinkage of up to 1% can occur on these products. The products must always be measured at the bottom because they are conical.

**Maximum extension per side: 500 mm. Please indicate clearly on which side(s) the extension should be provided.



Transportation costs on request

SHOWER TRAYS

DZIGNSTONE

SOLID LINEAR 34

Price group 1

White
Pergamon
Concrete Light
Concrete Dark

Price group 2

Imitation Bluestone
Granite Grey

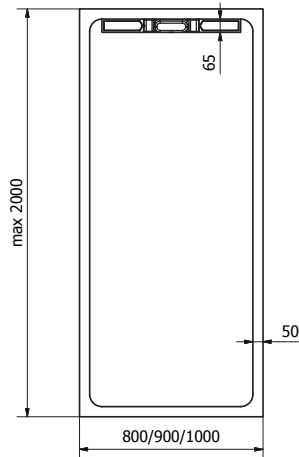
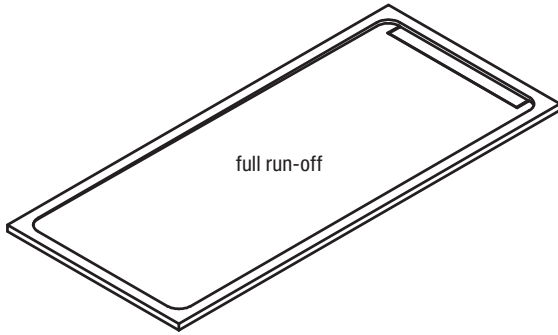
- Type dimensions*. Tolerance ISO-2768-C applies for all dimensions.
- Thickness 27-34 mm
- With built-in I-DRAIN® siphon. Incl. insert strip in the same colour as the shower tray
- **Without installation studs.** Installation studs and insert strips (solid surface or stainless steel) available separately, see 'Accessories' and 'Insert strips'
- Insert strip with PVD coating supplement €140. Colour Copper, Chocolate, Yellow Gold, Light Gold, Gunmetal Black, Metal Black. Specify colour separately on order form. Maximum length 1200 mm. Delivery time ± 16 weeks.

STANDARD



WITH I-DRAIN®

Prices in € ex. VAT



Item number	Type dimensions*	Insert strip	Price group 1	Price group 2	in stock
DP.GS.080130V	800 x 1300 x 27 mm	555 mm	1167	1470	
DP.GS.080140V	800 x 1400 x 28 mm	555 mm	1243	1566	
DP.GS.080150V	800 x 1500 x 29 mm	555 mm	1312	1653	
DP.GS.080160V	800 x 1600 x 30 mm	555 mm	1386	1746	
DP.GS.080170V	800 x 1700 x 31 mm	555 mm	1460	1840	
DP.GS.080180V	800 x 1800 x 32 mm	555 mm	1535	1934	
DP.GS.080190V	800 x 1900 x 33 mm	555 mm	1605	2022	
DP.GS.080200V	800 x 2000 x 34 mm	555 mm	1680	2117	
DP.GS.090130V	900 x 1300 x 27 mm	655 mm	1371	1727	
DP.GS.090140V	900 x 1400 x 28 mm	655 mm	1463	1843	✓
DP.GS.090150V	900 x 1500 x 29 mm	655 mm	1556	1961	
DP.GS.090160V	900 x 1600 x 30 mm	655 mm	1645	2073	✓
DP.GS.090170V	900 x 1700 x 31 mm	655 mm	1738	2190	
DP.GS.090180V	900 x 1800 x 32 mm	655 mm	1830	2306	✓
DP.GS.090190V	900 x 1900 x 33 mm	655 mm	1922	2422	
DP.GS.090200V	900 x 2000 x 34 mm	655 mm	2013	2536	✓
DP.GS.100130V	1000 x 1300 x 27 mm	755 mm	1409	1775	
DP.GS.100140V	1000 x 1400 x 28 mm	755 mm	1608	2026	
DP.GS.100150V	1000 x 1500 x 29 mm	755 mm	1707	2151	
DP.GS.100160V	1000 x 1600 x 30 mm	755 mm	1806	2276	
DP.GS.100170V	1000 x 1700 x 31 mm	755 mm	1908	2404	
DP.GS.100180V	1000 x 1800 x 32 mm	755 mm	2008	2530	
DP.GS.100190V	1000 x 1900 x 33 mm	755 mm	2108	2656	
DP.GS.100200V	1000 x 2000 x 34 mm	755 mm	2208	2782	

in stock = stock item: only available in white - delivery time 1 week



ATTENTION: Always milled from one solid block of Solid Surface, making the corners more round than the Solid Linear 26.



*Type dimensions, effective sizes see technical drawing. The products in solid surface are cast in moulds. A shrinkage of up to 1% can occur on these products. The products must always be measured at the bottom because they are conical.



Transportation costs on request

SHOWER TRAYS

DZIGNSTONE

SOLID LINEAR 34

Price group 1

White
Pergamon
Concrete Light
Concrete Dark

Price group 2

Imitation Bluestone
Granite Grey

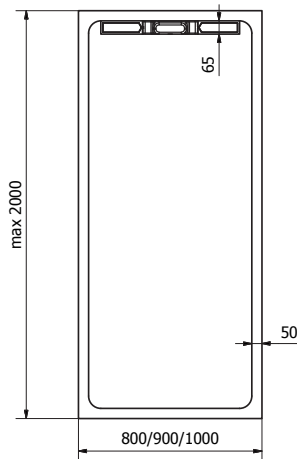
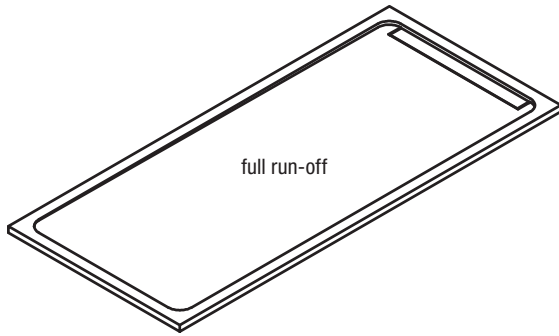
- Type dimensions*. Tolerance ISO-2768-C applies for all dimensions.
- Thickness 27-34 mm
- With built-in I-DRAIN® siphon. Incl. insert strip in the same colour as the shower tray
- **Without installation studs.** Installation studs and insert strips (solid surface or stainless steel) available separately, see 'Accessories' and 'Insert strips'
- Insert strip with PVD coating supplement €140. Colour Copper, Chocolate, Yellow Gold, Light Gold, Gunmetal Black, Metal Black. Specify colour separately on order form. Maximum length 1200 mm. Delivery time ± 16 weeks.

CUSTOMIZATION



WITH I-DRAIN®

Prices in € ex. VAT



Item number	Type dimensions*	Custom length	Insert strip	Price group 1	Price group 2
DP.GS.08012XV	800 x 28 mm	1201 - 1399 mm	555 mm	1428	1799
DP.GS.08014XV	800 x 30 mm	1401 - 1599 mm	555 mm	1595	2010
DP.GS.08016XV	800 x 32 mm	1601 - 1799 mm	555 mm	1764	2223
DP.GS.08018XV	800 x 34 mm	1801 - 1999 mm	555 mm	1936	2439
DP.GS.09012XV	900 x 28 mm	1201 - 1399 mm	655 mm	1685	2123
DP.GS.09014XV	900 x 30 mm	1401 - 1599 mm	655 mm	1897	2390
DP.GS.09016XV	900 x 32 mm	1601 - 1799 mm	655 mm	2108	2656
DP.GS.09018XV	900 x 34 mm	1801 - 1999 mm	655 mm	2319	2922
DP.GS.10012XV	1000 x 28 mm	1201 - 1399 mm	755 mm	1799	2267
DP.GS.10014XV	1000 x 30 mm	1401 - 1599 mm	755 mm	2081	2622
DP.GS.10016XV	1000 x 32 mm	1601 - 1799 mm	755 mm	2312	2913
DP.GS.10018XV	1000 x 34 mm	1801 - 1999 mm	755 mm	2543	3204



***Type dimensions, effective sizes see technical drawing.** The products in solid surface are cast in moulds. A shrinkage of up to 1% can occur on these products. The products must always be measured at the bottom because they are conical.



Transportation costs on request

SHOWER TRAYS

DZIGNSTONE

SOLID CLASSIC

Price group 1

White
Pergamon
Concrete Light
Concrete Dark

Price group 2

Imitation Bluestone
Granite Grey

- Type dimensions*.
- Thickness 25-34 mm
- Tolerance ISO-2768-C applies for all dimensions.
- With round discharge opening (right or left).
- Supplied as standard without a plug and without installation studs. Installation studs available separately, see 'Accessories'.

STANDARD

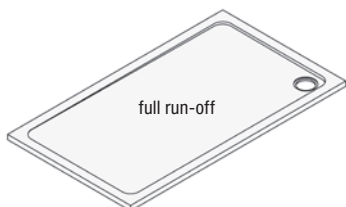


WITH PLUG (NOT INCLUDED)

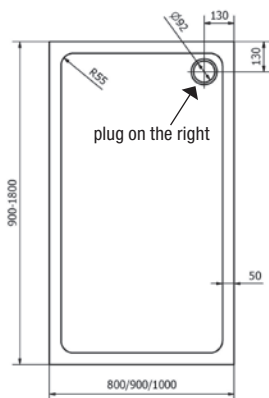
Prices in € ex. VAT

Item number	Type dimensions*	Drain	Price group 1	Price group 2	in stock
DP.PSB080080V	800 x 800 x 25 mm	ø 90 mm	576	726	
DP.PSB080090V	800 x 900 x 26 mm	ø 90 mm	649	818	
DP.PSB080100V	800 x 1000 x 26 mm	ø 90 mm	719	906	
DP.PSB080120V	800 x 1200 x 28 mm	ø 90 mm	864	1089	
DP.PSB080140V	800 x 1400 x 30 mm	ø 90 mm	1007	1269	
DP.PSB080160V	800 x 1600 x 32 mm	ø 90 mm	1149	1448	
DP.PSB080180V	800 x 1800 x 33 mm	ø 90 mm	1295	1632	
DP.PSB090090V	900 x 900 x 26 mm	ø 90 mm	683	861	✓
DP.PSB090100V	900 x 1000 x 27 mm	ø 90 mm	757	954	
DP.PSB090120V	900 x 1200 x 29 mm	ø 90 mm	908	1144	✓
DP.PSB090140V	900 x 1400 x 30 mm	ø 90 mm	1060	1336	✓
DP.PSB090160V	900 x 1600 x 32 mm	ø 90 mm	1211	1526	✓
DP.PSB090180V	900 x 1800 x 34 mm	ø 90 mm	1364	1719	✓
DP.PSB100100V	1000 x 1000 x 28 mm	ø 90 mm	842	1061	
DP.PSB100120V	1000 x 1200 x 29 mm	ø 90 mm	1010	1273	
DP.PSB100140V	1000 x 1400 x 31 mm	ø 90 mm	1178	1484	
DP.PSB100160V	1000 x 1600 x 32 mm	ø 90 mm	1345	1695	
DP.PSB100180V	1000 x 1800 x 34 mm	ø 90 mm	1514	1908	

in stock = stock item: only available in white - delivery time 1 week



full run-off



plug on the right

PLEASE STATE
PLUG LEFT
OR RIGHT

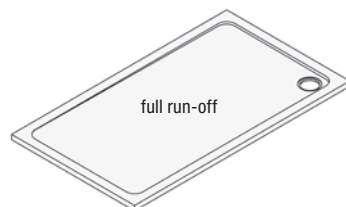
CUSTOMIZATION



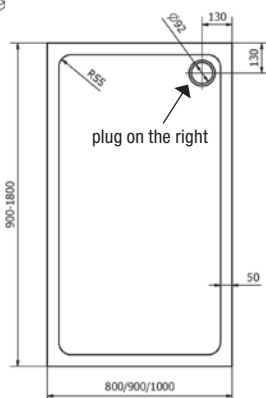
WITH PLUG (NOT INCLUDED)

Prices in € ex. VAT

Item number	Type dimensions*	Custom length	Drain	Price group 1	Price group 2
DP.PSB08010XV	800 x 28 mm	1001 - 1199 mm	ø 90 mm	903	1138
DP.PSB08012XV	800 x 30 mm	1201 - 1399 mm	ø 90 mm	1054	1328
DP.PSB08014XV	800 x 32mm	1401 - 1599 mm	ø 90 mm	1206	1520
DP.PSB08016XV	800 x 33mm	1601 - 1799 mm	ø 90 mm	1355	1707
DP.PSB09010XV	900 x 29 mm	1001 - 1199 mm	ø 90 mm	951	1198
DP.PSB09012XV	900 x 30 mm	1201 - 1399 mm	ø 90 mm	1110	1399
DP.PSB09014XV	900 x 32 mm	1401 - 1599 mm	ø 90 mm	1267	1596
DP.PSB09016XV	900 x 34 mm	1601 - 1799 mm	ø 90 mm	1427	1798
DP.PSB10010XV	1000 x 29 mm	1001 - 1199 mm	ø 90 mm	1055	1329
DP.PSB10012XV	1000 x 31 mm	1201 - 1399 mm	ø 90 mm	1231	1551
DP.PSB10014XV	1000 x 32 mm	1401 - 1599 mm	ø 90 mm	1409	1775
DP.PSB10016XV	1000 x 34 mm	1601 - 1799 mm	ø 90 mm	1585	1997



full run-off



plug on the right

PLEASE STATE
PLUG LEFT
OR RIGHT



*Type dimensions, effective sizes see technical drawing. The products in solid surface are cast in moulds. A shrinkage of up to 1% can occur on these products. The products must always be measured at the bottom because they are conical.

SOLID CLASSIC ACCESSORIES

Prices in € ex. VAT



Item number	Dimensions*	Description	Price group 1	Price group 2
DP.PS.TOP.BRO	ø 125 mm	cover plate in solid surface for Solid Classic shower tray	92	116



Transportation costs on request

SHOWER TRAYS

DZIGNSTONE

**SPECIAL
SHAPES**

Price group 1

White
Pergamon
Concrete Light
Concrete Dark

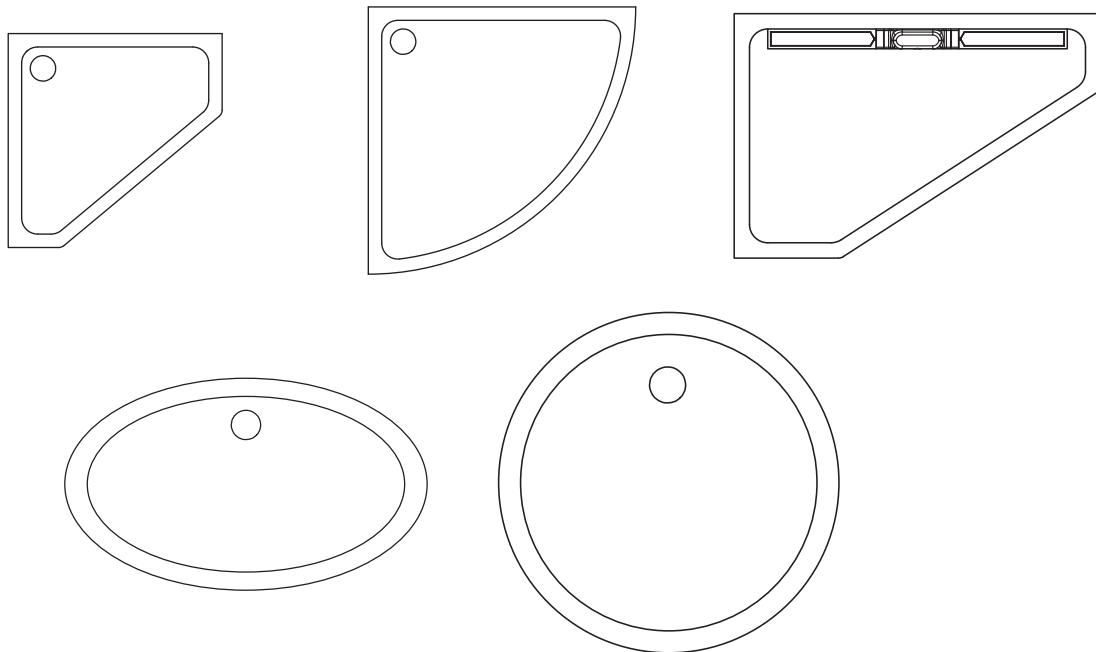
Price group 2

Imitation Bluestone
Granite Grey

SHOWER TRAY IN SPECIAL SHAPE

Item number	Description	Price
DP.GS.SPECIAAL	Shower tray, special shape	upon request*

*Special shapes upon request. Price depends on size, shape colour, etc.
Any shapes can be considered (round, pentagonal, octagonal, etc.)



In addition to shower trays and wall panels, there are also **an infinite number of other applications for Solid Surface**: housing for toilets or bath panels, wash basin countertops, stairs, walls, bathroom furniture, etc.

Get you inspiration from the Dzignstone brochure.

Our experienced back-office team is always at your disposal to discuss possibilities with you and send you a quote tailored to your requirements.

E-mail sales@groupnives.com, or call +32 (0)11 68 96 68



Transportation costs on request

SHOWER TRAYS

DZIGNSTONE

EXTRA BEWERKINGEN

Price group 1
White
Pergamon
Concrete Light
Concrete Dark

Price group 2
Imitation Bluestone
Granite Grey

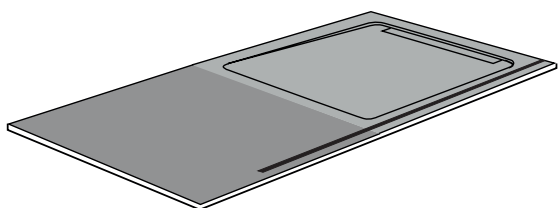
If you opt for a glass shower wall, Dzignstone gives you the option of having a groove in your shower tray. A Solid Surface strip against the wall gives a pleasing overall effect.

You can finish your shower tray with skirtings in the same material as the shower tray itself.

GROOVE IN SHOWER TRAY FOR GLASS SHOWER WALL

Price per running meter, in € ex. VAT

Item number	Description	Groove depth	Groove width	Price
DP.XBGR.01	Groove in Solid Surface shower tray for glass shower wall	5 mm	tussen 8 en 13 mm	40



Groove width: between 8 mm - 13 mm, as desired, (depending on glass thickness)
Groove depth: fixed, 5 mm



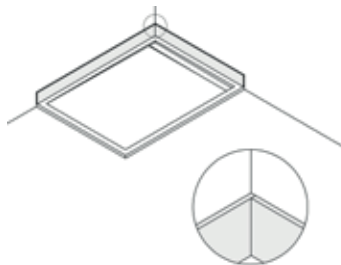
Please state clearly when ordering your shower tray

- where you would like the groove
- the thickness of your shower wall glass
- the length of your shower wall

SKIRTING AGAINST THE WALL

Price per running meter, in € ex. VAT

Item number	Description	Skirting height	Price group 1	Price group 2
DP.ACPLSS.1	Solid Surface low skirting	between 50 and 100 mm	38	48
DP.ACPLSS.2	Solid Surface high skirting	between 101 and 200 mm	67	85



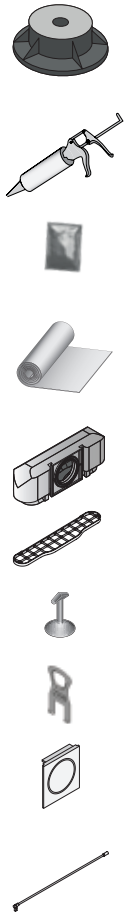
Transportation costs on request

INSTALLATION, MAINTENANCE AND SPARE PARTS

Prices in € ex. VAT

A siphon is already included as standard with every shower tray with I-DRAIN®.

The items listed below are installation, maintenance and spare parts which can be reordered.



Item number	Description	Packaging	Price	in stock
I2241	Installation studs 40 - 70 mm	per piece	13	✓
I2190	Installation studs 60 - 100 mm	per piece	15	✓
I0855	Tube of white polymer adhesive*	per piece	18	✓
ID00GRE001	Silicone grease	per piece	3	✓
IDM000005	Waterproofing membrane I-DRAIN® 5 x 1 m	per roll	67	✓
IDM000030	Waterproofing membrane I-DRAIN® 30 x 1 m	per roll	368	✓
IDSPWS040.V1	Siphon DN40 (1 piece)	per piece	23	✓
ID000004AM	Hair trap 40 mm	per piece	4	✓
ID00SUN001	Suction cup	per piece	2	✓
ID00SLF001	Siphon lifter (excl. suction cup)	per piece	3	✓
ID000007AI	Holiday lock	per piece	6	✓
DP.ACST.1000	Spacer rod 1000 mm	per piece	111	✓
DP.ACST.1400	Spacer rod 1400 mm	per piece	134	✓

* Guideline: 1 tube of glue needed per 0.8 m²

in stock = stock item

SILK FINISH (MATT SILICONE)

Prices in € ex. VAT

Item number	Description	Compatibele DZ kleur	Packaging	Price	in stock
I2900	Silk Finish	White	per piece	26,8	✓
I2901	Silk Finish	Pergamon	per piece	26,8	✓
I2902	Silk Finish	Concrete Light	per piece	26,8	✓
I2903	Silk Finish	Concrete Dark	per piece	26,8	✓
I2904	Silk Finish	Granite Grey	per piece	30,7	✓
I2905	Silk Finish	Imitation Bluestone	per piece	30,7	✓

in stock = stock item



Transportation costs on request

INSERT STRIPS

Prices in € ex. VAT

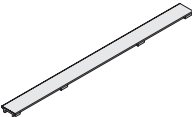
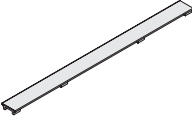
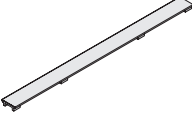

A Solid Surface insert strip is already included as standard with every shower tray with I-DRAIN®. The items listed below are spare parts which can be reordered.

CUSTOMIZATION

Customization upon request.
Available from 465 to 1395 mm.
Customization not possible for decorative profiles with PVD coating.

SOLID LINEAR 26

Prices in € ex. VAT

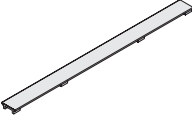
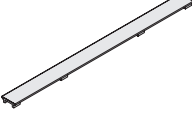
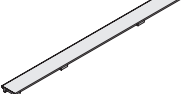
	Description	Size	Item number	Sold per	Price group 1	Price group 2
	Insert strips Dzignstone	685 mm	DP.GS.IN.0685	per piece	170	214
		695 mm	DP.GS.IN.0695	per piece	173	218
		792 mm	DP.GS.IN.0792	per piece	184	232
		885 mm	DP.GS.IN.0885	per piece	199	251
		895 mm	DP.GS.IN.0895	per piece	201	253
		1395 mm	DP.GS.IN.1395	per piece	252	318
	Insert strips brushed stainless steel	685 mm	DP.GS.RM.0685	per piece	98	
		695 mm	DP.GS.RM.0695	per piece	101	
		792 mm	DP.GS.RM.0792	per piece	114	
		885 mm	DP.GS.RM.0885	per piece	128	
		895 mm	DP.GS.RM.0895	per piece	131	
		1395 mm	DP.GS.RM.1395	per piece	180	
	Insert strips polished stainless steel	685 mm	DP.GS.RG.0685	per piece	98	
		695 mm	DP.GS.RG.0695	per piece	101	
		792 mm	DP.GS.RG.0792	per piece	114	
		885 mm	DP.GS.RG.0885	per piece	128	
		895 mm	DP.GS.RG.0895	per piece	131	
		1395 mm	DP.GS.RG.1395	per piece	180	
	Insert strips matt black lacquered	695 mm	DP.GS.IN.0695.Z	per piece	53	
		792 mm	DP.GS.IN.0792.Z	per piece	59	
		895 mm	DP.GS.IN.0895.Z	per piece	62	



From standard mould

SOLID LINEAR 34

Prices in € ex. VAT

	Description	Size	Item number	Sold per	Price group 1	Price group 2
	Insert strips Dzignstone	555 mm	DP.GS.IN.0555	per piece	153	193
		655 mm	DP.GS.IN.0655	per piece	170	214
		755 mm	DP.GS.IN.0755	per piece	179	226
	Insert strips brushed stainless steel	555 mm	DP.GS.RM.0555	per piece	82	
		655 mm	DP.GS.RM.0655	per piece	98	
		755 mm	DP.GS.RM.0755	per piece	111	
	Insert strips polished stainless steel	555 mm	DP.GS.RG.0555	per piece	82	
		655 mm	DP.GS.RG.0655	per piece	98	
		755 mm	DP.GS.RG.0755	per piece	111	



Milled, standard size



Transportation costs on request

INSERT STRIPS WITH PVD COATING

Prices in € ex. VAT

A Solid Surface insert strip is already included as standard with every shower tray with I-DRAIN®.

If a decorative profile in PVD coating is desired, the standard Insert strip will be replaced with the PVD decorative profile of your choice for a supplement of €140.

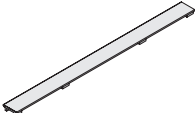
The items listed below are spare parts which can be reordered.

CUSTOMIZATION

Customization not possible. Maximum size 1200 mm. Delivery time ± 6 weeks.

INSERT STRIPS WITH PVD COATING - SPARE PARTS

Prices in € ex. VAT

Description	Size	Item number	Sold per	Price	Type shower tray	
	Insert strip Copper	505 mm	DP.GS.K.0505	per stuk	177	Solid Linear 34
		555 mm	DP.GS.K.0555	per stuk	177	Solid Linear 34
		567 mm	DP.GS.K.0567	per stuk	177	Solid Linear 34
		635 mm	DP.GS.K.0635	per stuk	177	Solid Linear 34
		655 mm	DP.GS.K.0655	per stuk	177	Solid Linear 34
		667 mm	DP.GS.K.0667	per stuk	177	Solid Linear 34
		695 mm	DP.GS.K.0695	per stuk	177	Solid Linear 26
		755 mm	DP.GS.K.0755	per stuk	177	Solid Linear 34
		792 mm	DP.GS.K.0792	per stuk	177	Solid Linear 26
		885 mm	DP.GS.K.0885	per stuk	177	Solid Linear 26
		895 mm	DP.GS.K.0895	per stuk	177	Solid Linear 26
		955 mm	DP.GS.K.0955	per stuk	177	Solid Linear 34
		1055 mm	DP.GS.K.1055	per stuk	177	Solid Linear 34
	Insert strip Chocolate		655 mm	DP.GS.C.0655	per stuk	177
		695 mm	DP.GS.C.0695	per stuk	177	Solid Linear 26
		792 mm	DP.GS.C.0792	per stuk	177	Solid Linear 26
		895 mm	DP.GS.C.0895	per stuk	177	Solid Linear 26
Insert strip Light Gold		695 mm	DP.GS.WG.0695	per stuk	177	Solid Linear 26
		792 mm	DP.GS.WG.0782	per stuk	177	Solid Linear 26
		885 mm	DP.GS.WG.0855	per stuk	177	Solid Linear 26
Insert strip Yellow Gold		505 mm	DP.GS.G.0505	per stuk	177	Solid Linear 34
		555 mm	DP.GS.G.0555	per stuk	177	Solid Linear 34
		567 mm	DP.GS.G.0567	per stuk	177	Solid Linear 34
		635 mm	DP.GS.G.0635	per stuk	177	Solid Linear 34
		655 mm	DP.GS.G.0655	per stuk	177	Solid Linear 34
		667 mm	DP.GS.G.0667	per stuk	177	Solid Linear 34
		695 mm	DP.GS.G.0695	per stuk	177	Solid Linear 34
		755 mm	DP.GS.G.0755	per stuk	177	Solid Linear 34
		768 mm	DP.GS.G.0768	per stuk	177	Solid Linear 34
		792 mm	DP.GS.G.0792	per stuk	177	Solid Linear 26
		895 mm	DP.GS.G.0895	per stuk	177	Solid Linear 26
		955 mm	DP.GS.G.0955	per stuk	177	Solid Linear 34
		1055 mm	DP.GS.G.1055	per stuk	177	Solid Linear 34
	Insert strip Gunmetal Black		695 mm	DP.GS.DT.0695	per stuk	177
		792 mm	DP.GS.DT.0792	per stuk	177	Solid Linear 26
		895 mm	DP.GS.DT.0895	per stuk	177	Solid Linear 26
Insert strip Metal Black		555 mm	DP.GS.MB.0555	per stuk	177	Solid Linear 34
		567 mm	DP.GS.MB.0567	per stuk	177	Solid Linear 34
		635 mm	DP.GS.MB.0635	per stuk	177	Solid Linear 34
		655 mm	DP.GS.MB.0655	per stuk	177	Solid Linear 34
		667 mm	DP.GS.MB.0667	per stuk	177	Solid Linear 34
		695 mm	DP.GS.MB.0695	per stuk	177	Solid Linear 26
		755 mm	DP.GS.MB.0755	per stuk	177	Solid Linear 34
		768 mm	DP.GS.MB.0768	per stuk	177	Solid Linear 34
		792 mm	DP.GS.MB.0792	per stuk	177	Solid Linear 26
		885 mm	DP.GS.MB.0885	per stuk	177	Solid Linear 26
		955 mm	DP.GS.MB.0955	per stuk	177	Solid Linear 34
		1055 mm	DP.GS.MB.1055	per stuk	177	Solid Linear 34



Transportation costs on request

WALL PANELS

DZIGNSTONE

**BASE LINE
LOW**

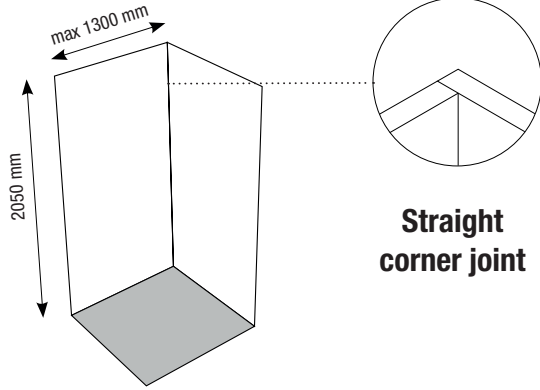
Price group 1

F001 = White
F002 = Pergamon
F003 = Concrete Light
F004 = Concrete Dark

Price group 2

F005 = Imitation Bluestone
F006 = Granite Grey
F007 = Terrazzo

- Fixed height 2050 mm
- Customization possible to match your shower tray size
- Maximum width per panel is 1300 mm. If your wall panel is wider than 1300 mm, two panels will be linked together. Joint filling with Silk Finish (matt silicone) or Solid Connect. **Please indicate this on your order form, see www.dzignstone.com/en/order-form**



****Don't forget to complete your article code with the desired colour (top left of this page)!

Ex.: WP.BLL.090205.**** becomes WP.BLL.090205.F001 for a white wall panel.

Different configurations possible

- **Order form for wall panels, see www.dzignstone.com/en/order-form**

Straight panel

L-shape

U-shape

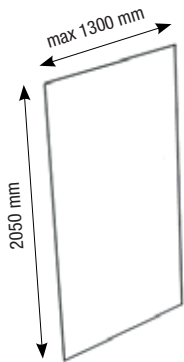
L-shape with extra walls

U-shape with extra walls



STANDARD

Prices per side, in €, ex. VAT



Item number	Width	Height	Price group 1	Price group 2	in stock
WP.BLL.070205.****	700 mm	2050 mm	456	575	✓
WP.BLL.080205.****	800 mm	2050 mm	520	655	✓
WP.BLL.090205.****	900 mm	2050 mm	587	740	✓
WP.BLL.100205.****	1000 mm	2050mm	652	822	✓
WP.BLL.120205.****	1200 mm	2050 mm	783	987	✓
WP.BLL.130205.****	1300 mm	2050 mm	848	1068	✓
WP.BLL.140205.****	1400 mm (2 panels)	2050 mm	912	1149	✓
WP.BLL.150205.****	1500 mm (2 panels)	2050 mm	977	1231	✓
WP.BLL.160205.****	1600 mm (2 panels)	2050 mm	1044	1315	✓
WP.BLL.170205.****	1700 mm (2 panels)	2050 mm	1108	1396	✓
WP.BLL.180205.****	1800 mm (2 panels)	2050 mm	1173	1478	✓
WP.BLL.190205.****	1900 mm (2 panels)	2050 mm	1238	1560	✓
WP.BLL.200205.****	2000 mm (2 panels)	2050 mm	1302	1641	✓

in stock = stock item: only available in white - lead time 1 week

CUSTOMIZATION

Prices per side, in €, ex. VAT

Item number	Width	Height	Price group 1	Price group 2
WP.BLL.02X205.****	201 - 400 mm	2050 mm	376	474
WP.BLL.04X205.****	401 - 799 mm	2050 mm	600	756
WP.BLL.08X205.****	801 - 999 mm	2050 mm	751	946
WP.BLL.10X205.****	1001 - 1199 mm	2050 mm	900	1134
WP.BLL.12X205.****	1201 - 1299 mm	2050 mm	1051	1324
WP.BLL.13X205.****	1301 - 1399 mm (2 panels)	2050 mm	1126	1419
WP.BLL.14X205.****	1401 - 1599 mm (2 panels)	2050 mm	1200	1512
WP.BLL.16X205.****	1601 - 1799 mm (2 panels)	2050 mm	1349	1700
WP.BLL.18X205.****	1801 - 1999 mm (2 panels)	2050 mm	1668	2102



- Wall panels height 1800 - 2040 mm are available at the price of Base Line Low (2050 mm). This panel is then shortened.
- Wall panels height 2060 - 2490 mm are available at the price of Base Line High (2500 mm). This panel is then shortened.
- Wall panels higher than 2800 mm are available at the price of Base Line High (2500 mm) mwith a supplement of 25%.



Transportation costs on request

WALL PANELS

DZIGNSTONE

**BASE LINE
HIGH**

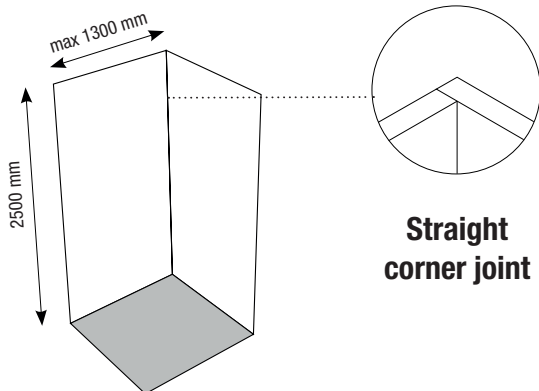
Price group 1

F001 = White
F002 = Pergamon
F003 = Concrete Light
F004 = Concrete Dark

Price group 2

F005 = Imitation Bluestone
F006 = Granite Grey
F007 = Terrazzo

- Fixed height 2500 mm
- Customization possible to match your shower tray size
- Maximum width per panel is 1300 mm. If your wall panel is wider than 1300 mm, two panels will be linked together. Joint filling with Silk Finish (matt silicone) or Solid Connect. **Please indicate this on your order form, see www.dzignstone.com/en/order-form**



****Don't forget to complete your article code with the desired colour (top left of this page)!

Ex.: WP.BLH.090250.**** becomes WP.BLH.090250.F001 for a white wall panel.

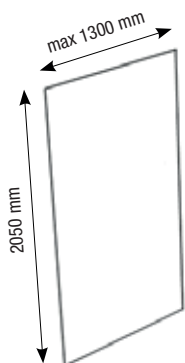
Different configurations possible

- Order form for wall panels, see www.dzignstone.com/en/order-form



STANDARD

Prices per side, in €, ex. VAT



Item number	Width	Height	Price group 1	Price group 2	in stock
WP.BLH.070250.****	700 mm	2500 mm	557	702	✓
WP.BLH.080250.****	800 mm	2500 mm	636	801	✓
WP.BLH.090250.****	900 mm	2500 mm	716	902	✓
WP.BLH.100250.****	1000 mm	2500 mm	796	1003	✓
WP.BLH.120250.****	1200 mm	2500 mm	954	1202	✓
WP.BLH.130250.****	1300 mm	2500 mm	1033	1302	✓
WP.BLH.140250.****	1400 mm (2 panels)	2500 mm	1113	1402	✓
WP.BLH.150250.****	1500 mm (2 panels)	2500 mm	1191	1501	✓
WP.BLH.160250.****	1600 mm (2 panels)	2500 mm	1271	1601	✓
WP.BLH.170250.****	1700 mm (2 panels)	2500 mm	1349	1700	✓
WP.BLH.180250.****	1800 mm (2 panels)	2500 mm	1429	1801	✓
WP.BLH.190250.****	1900 mm (2 panels)	2500 mm	1510	1903	✓
WP.BLH.200250.****	2000 mm (2 panels)	2500 mm	1589	2002	✓

in stock = stock item: only available in white - lead time 1 week

CUSTOMIZATION

Prices per side, in €, ex. VAT

Item number	Width	Height	Price group 1	Price group 2
WP.BLH.02X250.****	201 - 400 mm	2500 mm	457	576
WP.BLH.04X250.****	401 - 799 mm	2500 mm	732	922
WP.BLH.08X250.****	801 - 999 mm	2500 mm	916	1154
WP.BLH.10X250.****	1001 - 1199 mm	2500 mm	1099	1385
WP.BLH.12X250.****	1201 - 1299 mm	2500 mm	1282	1615
WP.BLH.13X250.****	1301 - 1399 mm (2 panels)	2500 mm	1374	1731
WP.BLH.14X250.****	1401 - 1599 mm (2 panels)	2500 mm	1465	1846
WP.BLH.16X250.****	1601 - 1799 mm (2 panels)	2500 mm	1645	2073
WP.BLH.18X250.****	1801 - 1999 mm (2 panels)	2050 mm	1831	2307



- Wall panels height 1800 - 2040 mm are available at the price of Base Line Low (2050 mm). This panel is then shortened.
- Wall panels height 2060 - 2490 mm are available at the price of Base Line High (2500 mm). This panel is then shortened.
- Wall panels higher than 2800 mm are available at the price of Base Line High (2500 mm) mwith a supplement of 25%.



Transportation costs on request

WALL PANELS


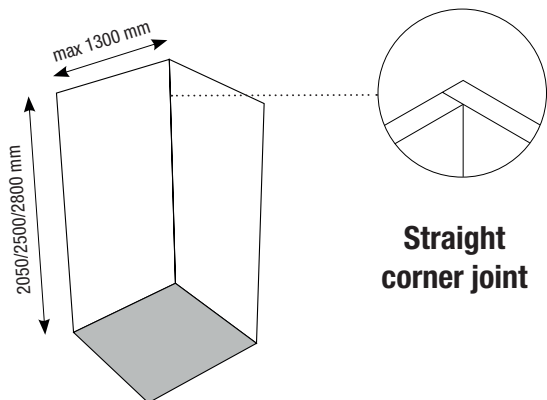
DZIGNSTONE

FLEX LINE

Price group 1
White
Pergamon
Concrete Light
Concrete Dark

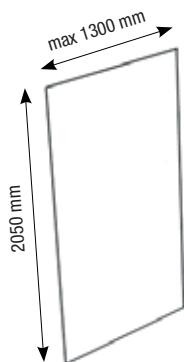
Price group 2
Imitation Bluestone
Granite Grey
Terrazzo

- Straight finished panels for the experienced solid surface processor.
- Make your own configuration
- You can easily cut Solid Surface panels yourself using a rotary saw blade or Widia/diamond saw blade.



STANDARD

Prices per side, in €, ex. VAT



Item number	Width	Height	Price group 1	Price group 2
WP.BLR.070205	700 mm	2050 mm	456	575
WP.BLR.080205	800 mm	2050 mm	520	655
WP.BLR.090205	900 mm	2050 mm	587	740
WP.BLR.100205	1000 mm	2050mm	652	822
WP.BLR.110205	1100 mm	2050 mm	691	871
WP.BLR.120205	1200 mm	2050 mm	783	987
WP.BLR.130205	1300 mm	2050 mm	848	1068

Item number	Width	Height	Price group 1	Price group 2
WP.BLR.070250	700 mm	2500 mm	557	702
WP.BLR.080250	800 mm	2500 mm	636	801
WP.BLR.090250	900 mm	2500 mm	716	902
WP.BLR.100250	1000 mm	2500 mm	796	1003
WP.BLR.110250	1100 mm	2500 mm	875	1103
WP.BLR.120250	1200 mm	2500 mm	954	1202
WP.BLR.130250	1300 mm	2500 mm	1033	1302

Item number	Width	Height	Price group 1	Price group 2
WP.BLR.070280	700 mm	2800 mm	658	829
WP.BLR.080280	800 mm	2800 mm	752	948
WP.BLR.090280	900 mm	2800 mm	845	1065
WP.BLR.100280	1000 mm	2800 mm	967	1218
WP.BLR.110280	1100 mm	2800 mm	1059	1334
WP.BLR.120280	1200 mm	2800 mm	1125	1418
WP.BLR.130280	1300 mm	2800 mm	1218	1535

CUSTOMIZATION

Prices per side, in €, ex. VAT

No customization possible



Transportation costs on request

WALL PANELS

DZIGNSTONE

SKY LINE

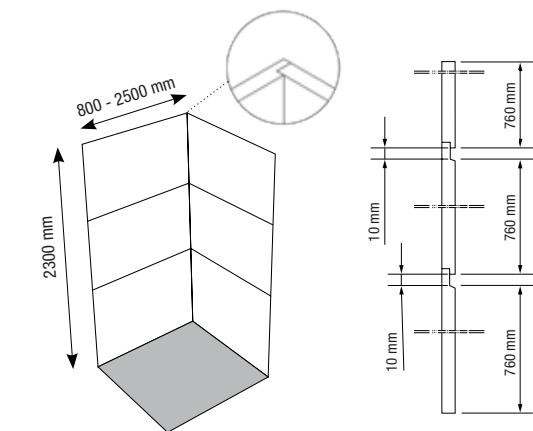
Price group 1

White
Pergamon
Concrete Light
Concrete Dark

Price group 2

Imitation Bluestone
Granite Grey
Terrazzo

- Wall panel consists of 3 equal separate parts
- The height of each panel is a fixed size (total height: = 2300 mm)
- Custom widths available
- Maximum width per panel is 1300 mm. If your wall panel is wider than 1300 mm, two panels will be linked together
- Linking panels with a tongue and groove corner joint, joint filling with Silk Finish (matt silicone) or Solid Connect. **Please indicate this on your order form, see www.dzignstone.com/en/order-form**



Straight panel

L-shape

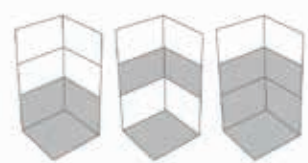
U-shape

L-shape with extra walls

U-shape with extra walls

Colour combinations are also available

Price group dependent on choice of colour, the price of the colour in the highest price band will be charged

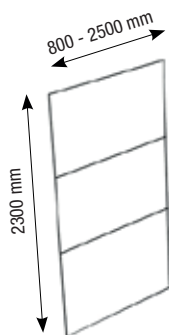


Different configurations possible

- **Order form for wall panels, see www.dzignstone.com/en/order-form**

STANDARD

Prices per side, in €, ex. VAT



Item number	Width	Height	Price group 1	Price group 2
WP.SLS.080230	800 mm	2300 mm	651	820
WP.SLS.090230	900 mm	2300 mm	731	921
WP.SLS.100230	1000 mm	2300 mm	812	1023
WP.SLS.120230	1200 mm	2300 mm	976	1230
WP.SLS.130230	1300 mm	2300 mm	1055	1329
WP.SLS.140230	1400 mm	2300 mm	1137	1433
WP.SLS.150230	1500 mm	2300 mm	1219	1536
WP.SLS.160230	1600 mm	2300 mm	1300	1638
WP.SLS.170230	1700 mm	2300 mm	1381	1740
WP.SLS.180230	1800 mm	2300 mm	1462	1842
WP.SLS.190230	1900 mm	2300 mm	1543	1944
WP.SLS.200230	2000 mm	2300 mm	1626	2049
WP.SLS.210230	2100 mm	2300 mm	1706	2150
WP.SLS.220230	2200 mm	2300 mm	1784	2248
WP.SLS.230230	2300 mm	2300 mm	1854	2336
WP.SLS.240230	2400 mm	2300 mm	1928	2429
WP.SLS.250230	2500 mm	2300 mm	1996	2515

Customization

Prices per side, in €, ex. VAT

Item number	Width	Height	Price group 1	Price group 2
WP.SLS.00X230	50 - 400 mm	2300 mm	502	633
WP.SLS.04X230	401 - 799 mm	2300 mm	805	1014
WP.SLS.08X230	801 - 999 mm	2300 mm	935	1178
WP.SLS.10X230	1001 - 1199 mm	2300 mm	1124	1416
WP.SLS.12X230	1201 - 1399 mm	2300 mm	1310	1651
WP.SLS.14X230	1401 - 1599 mm	2300 mm	1498	1887
WP.SLS.16X230	1601 - 1799 mm	2300 mm	1682	2119
WP.SLS.18X230	1801 - 1999 mm	2300 mm	1871	2357
WP.SLS.20x230	2001 - 2199 mm	2300 mm	2066	2603
WP.SLS.22x230	2201 - 2399 mm	2300 mm	2274	2865
WP.SLS.24x230	2401 - 2499 mm	2300 mm	2488	3135



Transportation costs on request

WALL PANELS

DZIGNSTONE

FLOW LINE

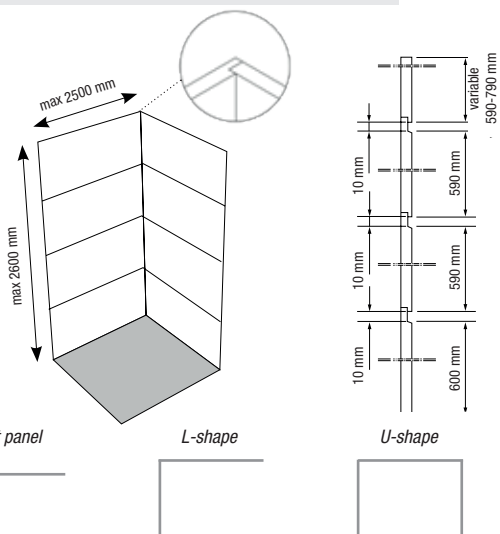
Price group 1

White
Pergamon
Concrete Light
Concrete Dark

Price group 2

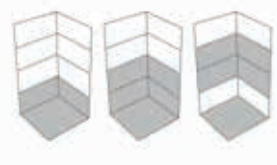
Imitation Bluestone
Granite Grey
Terrazzo

- Shower panel consists of 4 separate parts with a total height ranging between 2400 and 2600 mm (greater heights available upon request)
- Custom widths available
- Maximum width per panel is 1300 mm. If your wall panel is wider than 1300 mm, two panels will be linked together
- Linking panels with a tongue and groove corner joint, joint filling with Silk Finish (matt silicone) or Solid Connect. **Please indicate this on your order form, see www.dzignstone.com/en/order-form**



Colour combinations are also available

Price group dependent on choice of colour, the price of the colour in the highest price band will be charged



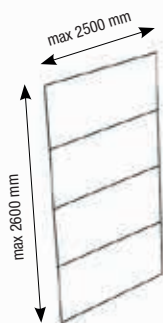
Different configurations possible

- Order form for wall panels, see www.dzignstone.com/en/order-form



STANDARD

Prices per side, in €, ex. VAT



Item number	Width	Height	Price group 1	Price group 2
WP.FLS.080260	800 mm	2400 - 2600 mm	786	990
WP.FLS.090260	900 mm	2400 - 2600 mm	885	1115
WP.FLS.100260	1000 mm	2400 - 2600 mm	982	1237
WP.FLS.120260	1200 mm	2400 - 2600 mm	1179	1486
WP.FLS.130260	1300 mm	2400 - 2600 mm	1276	1608
WP.FLS.140260	1400 mm	2400 - 2600 mm	1377	1735
WP.FLS.150260	1500 mm	2400 - 2600 mm	1474	1857
WP.FLS.160260	1600 mm	2400 - 2600 mm	1573	1982
WP.FLS.170260	1700 mm	2400 - 2600 mm	1671	2105
WP.FLS.180260	1800 mm	2400 - 2600 mm	1767	2226
WP.FLS.190260	1900 mm	2400 - 2600 mm	1869	2355
WP.FLS.200260	2000 mm	2400 - 2600 mm	1965	2476
WP.FLS.210260	2100 mm	2400 - 2600 mm	2063	2599
WP.FLS.220260	2200 mm	2400 - 2600 mm	2167	2730
WP.FLS.230260	2300 mm	2400 - 2600 mm	2265	2854
WP.FLS.240260	2400 mm	2400 - 2600 mm	2355	2967
WP.FLS.250260	2500 mm	2400 - 2600 mm	2450	3087

CUSTOMIZATION

Prices per side, in €, ex. VAT

Item number	Width	Height	Price group 1	Price group 2
WP.FLS.00X260	50 - 400 mm	2400 - 2600 mm	609	767
WP.FLS.04X260	401 - 799 mm	2400 - 2600 mm	971	1223
WP.FLS.08X260	801 - 999 mm	2400 - 2600 mm	1131	1425
WP.FLS.10X260	1001 - 1199 mm	2400 - 2600 mm	1358	1711
WP.FLS.12X260	1201 - 1399 mm	2400 - 2600 mm	1585	1997
WP.FLS.14X260	1401 - 1599 mm	2400 - 2600 mm	1809	2279
WP.FLS.16X260	1601 - 1799 mm	2400 - 2600 mm	2037	2567
WP.FLS.18X260	1801 - 1999 mm	2400 - 2600 mm	2264	2853
WP.FLS.20X260	2001 - 2199 mm	2400 - 2600 mm	2489	3136
WP.FLS.22X260	2201 - 2399 mm	2400 - 2600 mm	2738	3450
WP.FLS.24X260	2401 - 2499 mm	2400 - 2600 mm	2984	3760



Transportation costs on request



Price group 1
White
Pergamon
Concrete Light
Concrete Dark



Transportation costs on request

- **Order form for wall panels, see www.dzignstone.com/en/order-form**
- Custom wall panels for finishing baths, toilet and walls
- Easy to edit yourself with a rotary saw blade (e.g. circular saw)
- Suitable for both DIY and interior construction
- **Grinding included** on visible sides and surfaces
- Additional edits are possible, see 'Additional edits'

CUSTOMIZATION - PRICE GROUP 1

Prices per panel, in €, ex. VAT

Height	Width 200-500 mm	Width 501-600 mm	Width 601-700 mm	Width 701-800 mm	Width 801-900 mm	Width 901-1000 mm	Width 1001-1100 mm	Width 1101-1200 mm	Width 1201-1300 mm
200-500 mm	WP.ILI.00X00X 107	WP.ILI.05X00X 127	WP.ILI.06X00X 150	WP.ILI.07X00X 169	WP.ILI.08X00X 192	WP.ILI.09X00X 211	WP.ILI.10X00X 233	WP.ILI.11X00X 253	WP.ILI.12X00X 275
501-600 mm	WP.ILI.00X05X 127	WP.ILI.05X05X 153	WP.ILI.06X05X 177	WP.ILI.07X05X 203	WP.ILI.08X05X 229	WP.ILI.09X05X 253	WP.ILI.10X05X 281	WP.ILI.11X05X 306	WP.ILI.12X05X 331
601-700 mm	WP.ILI.00X06X 150	WP.ILI.05X06X 177	WP.ILI.06X06X 208	WP.ILI.07X06X 237	WP.ILI.08X06X 267	WP.ILI.09X06X 296	WP.ILI.10X06X 328	WP.ILI.11X06X 358	WP.ILI.12X06X 386
701-800 mm	WP.ILI.00X07X 169	WP.ILI.05X07X 203	WP.ILI.06X07X 237	WP.ILI.07X07X 272	WP.ILI.08X07X 306	WP.ILI.09X07X 339	WP.ILI.10X07X 373	WP.ILI.11X07X 407	WP.ILI.12X07X 442
801-900 mm	WP.ILI.00X08X 192	WP.ILI.05X08X 229	WP.ILI.06X08X 267	WP.ILI.07X08X 306	WP.ILI.08X08X 342	WP.ILI.09X08X 381	WP.ILI.10X08X 420	WP.ILI.11X08X 457	WP.ILI.12X08X 496
901-1000 mm	WP.ILI.00X09X 211	WP.ILI.05X09X 253	WP.ILI.06X09X 296	WP.ILI.07X09X 339	WP.ILI.08X09X 381	WP.ILI.09X09X 423	WP.ILI.10X09X 466	WP.ILI.11X09X 508	WP.ILI.12X09X 553
1001-1100 mm	WP.ILI.00X10X 233	WP.ILI.05X10X 281	WP.ILI.06X10X 328	WP.ILI.07X10X 373	WP.ILI.08X10X 420	WP.ILI.09X10X 466	WP.ILI.10X10X 513	WP.ILI.11X10X 559	WP.ILI.12X10X 606
1101-1200 mm	WP.ILI.00X11X 253	WP.ILI.05X11X 306	WP.ILI.06X11X 358	WP.ILI.07X11X 407	WP.ILI.08X11X 457	WP.ILI.09X11X 508	WP.ILI.10X11X 559	WP.ILI.11X11X 611	WP.ILI.12X11X 660
1201-1300 mm	WP.ILI.00X12X 275	WP.ILI.05X12X 331	WP.ILI.06X12X 386	WP.ILI.07X12X 442	WP.ILI.08X12X 496	WP.ILI.09X12X 553	WP.ILI.10X12X 606	WP.ILI.11X12X 660	WP.ILI.12X12X 716
1301-1400 mm	WP.ILI.00X13X 295	WP.ILI.05X13X 358	WP.ILI.06X13X 416	WP.ILI.07X13X 475	WP.ILI.08X13X 535	WP.ILI.09X13X 594	WP.ILI.10X13X 653	WP.ILI.11X13X 711	WP.ILI.12X13X 770
1401-1500 mm	WP.ILI.00X14X 317	WP.ILI.05X14X 381	WP.ILI.06X14X 446	WP.ILI.07X14X 508	WP.ILI.08X14X 573	WP.ILI.09X14X 636	WP.ILI.10X14X 699	WP.ILI.11X14X 764	WP.ILI.12X14X 826
1501-1600 mm	WP.ILI.00X15X 338	WP.ILI.05X15X 407	WP.ILI.06X15X 475	WP.ILI.07X15X 541	WP.ILI.08X15X 611	WP.ILI.09X15X 677	WP.ILI.10X15X 746	WP.ILI.11X15X 813	WP.ILI.12X15X 882
1601-1700 mm	WP.ILI.00X16X 360	WP.ILI.05X16X 431	WP.ILI.06X16X 505	WP.ILI.07X16X 576	WP.ILI.08X16X 649	WP.ILI.09X16X 722	WP.ILI.10X16X 791	WP.ILI.11X16X 866	WP.ILI.12X16X 936
1701-1800 mm	WP.ILI.00X17X 379	WP.ILI.05X17X 457	WP.ILI.06X17X 535	WP.ILI.07X17X 611	WP.ILI.08X17X 687	WP.ILI.09X17X 764	WP.ILI.10X17X 841	WP.ILI.11X17X 916	WP.ILI.12X17X 992
1801-1900 mm	WP.ILI.00X18X 402	WP.ILI.05X18X 484	WP.ILI.06X18X 563	WP.ILI.07X18X 645	WP.ILI.08X18X 725	WP.ILI.09X18X 806	WP.ILI.10X18X 886	WP.ILI.11X18X 966	WP.ILI.12X18X 1047
1901-2000 mm	WP.ILI.00X19X 422	WP.ILI.05X19X 508	WP.ILI.06X19X 594	WP.ILI.07X19X 677	WP.ILI.08X19X 764	WP.ILI.09X19X 848	WP.ILI.10X19X 933	WP.ILI.11X19X 1016	WP.ILI.12X19X 1101
2001-2100 mm	WP.ILI.00X20X 445	WP.ILI.05X20X 535	WP.ILI.06X20X 623	WP.ILI.07X20X 711	WP.ILI.08X20X 802	WP.ILI.09X20X 890	WP.ILI.10X20X 980	WP.ILI.11X20X 1069	WP.ILI.12X20X 1158
2101-2200 mm	WP.ILI.00X21X 465	WP.ILI.05X21X 559	WP.ILI.06X21X 653	WP.ILI.07X21X 746	WP.ILI.08X21X 841	WP.ILI.09X21X 933	WP.ILI.10X21X 1025	WP.ILI.11X21X 1120	WP.ILI.12X21X 1212
2201-2300 mm	WP.ILI.00X22X 487	WP.ILI.05X22X 585	WP.ILI.06X22X 683	WP.ILI.07X22X 782	WP.ILI.08X22X 878	WP.ILI.09X22X 976	WP.ILI.10X22X 1072	WP.ILI.11X22X 1169	WP.ILI.12X22X 1267
2301-2400 mm	WP.ILI.00X23X 507	WP.ILI.05X23X 611	WP.ILI.06X23X 711	WP.ILI.07X23X 813	WP.ILI.08X23X 916	WP.ILI.09X23X 1016	WP.ILI.10X23X 1120	WP.ILI.11X23X 1220	WP.ILI.12X23X 1324
2401-2500 mm	WP.ILI.00X24X 529	WP.ILI.05X24X 636	WP.ILI.06X24X 742	WP.ILI.07X24X 848	WP.ILI.08X24X 954	WP.ILI.09X24X 1060	WP.ILI.10X24X 1166	WP.ILI.11X24X 1271	WP.ILI.12X24X 1379
2501-2800 mm	WP.ILI.00X25X 552	WP.ILI.05X25X 660	WP.ILI.06X25X 773	WP.ILI.07X25X 882	WP.ILI.08X25X 993	WP.ILI.09X25X 1102	WP.ILI.10X25X 1212	WP.ILI.11X25X 1322	WP.ILI.12X25X 1433



Price group 2
Imitation Bluestone
Granite Grey
Terrazzo



Transportation costs on request

- **Order form for wall panels, see www.dzignstone.com/en/order-form**
- Custom wall panels for finishing baths, toilet and walls
- Easy to edit yourself with a rotary saw blade (e.g. circular saw)
- Suitable for both DIY and interior construction
- **Grinding included** on visible sides and surfaces
- Additional edits are possible, see 'Additional edits'

CUSTOMIZATION - PRICE GROUP 2

Prices per panel, in €, ex. VAT

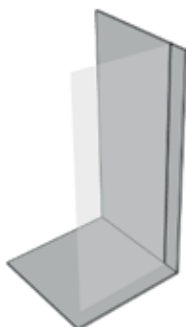
Height	Width 200-500 mm	Width 501-600 mm	Width 601-700 mm	Width 701-800 mm	Width 801-900 mm	Width 901-1000 mm	Width 1001-1100 mm	Width 1101-1200 mm	Width 1201-1300 mm
200-500 mm	WP.ILI.00X00X 135	WP.ILI.05X00X 160	WP.ILI.06X00X 189	WP.ILI.07X00X 213	WP.ILI.08X00X 242	WP.ILI.09X00X 266	WP.ILI.10X00X 294	WP.ILI.11X00X 319	WP.ILI.12X00X 347
501-600 mm	WP.ILI.00X05X 160	WP.ILI.05X05X 193	WP.ILI.06X05X 223	WP.ILI.07X05X 256	WP.ILI.08X05X 289	WP.ILI.09X05X 319	WP.ILI.10X05X 354	WP.ILI.11X05X 386	WP.ILI.12X05X 417
601-700 mm	WP.ILI.00X06X 189	WP.ILI.05X06X 223	WP.ILI.06X06X 262	WP.ILI.07X06X 299	WP.ILI.08X06X 336	WP.ILI.09X06X 373	WP.ILI.10X06X 413	WP.ILI.11X06X 451	WP.ILI.12X06X 486
701-800 mm	WP.ILI.00X07X 213	WP.ILI.05X07X 256	WP.ILI.06X07X 299	WP.ILI.07X07X 343	WP.ILI.08X07X 386	WP.ILI.09X07X 427	WP.ILI.10X07X 470	WP.ILI.11X07X 513	WP.ILI.12X07X 557
801-900 mm	WP.ILI.00X08X 242	WP.ILI.05X08X 289	WP.ILI.06X08X 336	WP.ILI.07X08X 386	WP.ILI.08X08X 431	WP.ILI.09X08X 480	WP.ILI.10X08X 529	WP.ILI.11X08X 576	WP.ILI.12X08X 625
901-1000 mm	WP.ILI.00X09X 266	WP.ILI.05X09X 319	WP.ILI.06X09X 373	WP.ILI.07X09X 427	WP.ILI.08X09X 480	WP.ILI.09X09X 533	WP.ILI.10X09X 587	WP.ILI.11X09X 640	WP.ILI.12X09X 697
1001-1100 mm	WP.ILI.00X10X 294	WP.ILI.05X10X 354	WP.ILI.06X10X 413	WP.ILI.07X10X 470	WP.ILI.08X10X 529	WP.ILI.09X10X 587	WP.ILI.10X10X 646	WP.ILI.11X10X 704	WP.ILI.12X10X 764
1101-1200 mm	WP.ILI.00X11X 319	WP.ILI.05X11X 386	WP.ILI.06X11X 451	WP.ILI.07X11X 513	WP.ILI.08X11X 576	WP.ILI.09X11X 640	WP.ILI.10X11X 704	WP.ILI.11X11X 770	WP.ILI.12X11X 832
1201-1300 mm	WP.ILI.00X12X 347	WP.ILI.05X12X 417	WP.ILI.06X12X 486	WP.ILI.07X12X 557	WP.ILI.08X12X 625	WP.ILI.09X12X 697	WP.ILI.10X12X 764	WP.ILI.11X12X 832	WP.ILI.12X12X 902
1301-1400 mm	WP.ILI.00X13X 372	WP.ILI.05X13X 451	WP.ILI.06X13X 524	WP.ILI.07X13X 599	WP.ILI.08X13X 674	WP.ILI.09X13X 748	WP.ILI.10X13X 823	WP.ILI.11X13X 896	WP.ILI.12X13X 970
1401-1500 mm	WP.ILI.00X14X 399	WP.ILI.05X14X 480	WP.ILI.06X14X 562	WP.ILI.07X14X 640	WP.ILI.08X14X 722	WP.ILI.09X14X 801	WP.ILI.10X14X 881	WP.ILI.11X14X 963	WP.ILI.12X14X 1041
1501-1600 mm	WP.ILI.00X15X 426	WP.ILI.05X15X 513	WP.ILI.06X15X 599	WP.ILI.07X15X 682	WP.ILI.08X15X 770	WP.ILI.09X15X 853	WP.ILI.10X15X 940	WP.ILI.11X15X 1024	WP.ILI.12X15X 1111
1601-1700 mm	WP.ILI.00X16X 454	WP.ILI.05X16X 543	WP.ILI.06X16X 636	WP.ILI.07X16X 726	WP.ILI.08X16X 818	WP.ILI.09X16X 910	WP.ILI.10X16X 997	WP.ILI.11X16X 1091	WP.ILI.12X16X 1179
1701-1800 mm	WP.ILI.00X17X 478	WP.ILI.05X17X 576	WP.ILI.06X17X 674	WP.ILI.07X17X 770	WP.ILI.08X17X 866	WP.ILI.09X17X 963	WP.ILI.10X17X 1060	WP.ILI.11X17X 1154	WP.ILI.12X17X 1250
1801-1900 mm	WP.ILI.00X18X 507	WP.ILI.05X18X 610	WP.ILI.06X18X 709	WP.ILI.07X18X 813	WP.ILI.08X18X 914	WP.ILI.09X18X 1016	WP.ILI.10X18X 1116	WP.ILI.11X18X 1217	WP.ILI.12X18X 1319
1901-2000 mm	WP.ILI.00X19X 532	WP.ILI.05X19X 640	WP.ILI.06X19X 748	WP.ILI.07X19X 853	WP.ILI.08X19X 963	WP.ILI.09X19X 1068	WP.ILI.10X19X 1176	WP.ILI.11X19X 1280	WP.ILI.12X19X 1387
2001-2100 mm	WP.ILI.00X20X 561	WP.ILI.05X20X 674	WP.ILI.06X20X 785	WP.ILI.07X20X 896	WP.ILI.08X20X 1011	WP.ILI.09X20X 1121	WP.ILI.10X20X 1235	WP.ILI.11X20X 1347	WP.ILI.12X20X 1459
2101-2200 mm	WP.ILI.00X21X 586	WP.ILI.05X21X 704	WP.ILI.06X21X 823	WP.ILI.07X21X 940	WP.ILI.08X21X 1060	WP.ILI.09X21X 1176	WP.ILI.10X21X 1292	WP.ILI.11X21X 1411	WP.ILI.12X21X 1527
2201-2300 mm	WP.ILI.00X22X 614	WP.ILI.05X22X 737	WP.ILI.06X22X 861	WP.ILI.07X22X 985	WP.ILI.08X22X 1106	WP.ILI.09X22X 1230	WP.ILI.10X22X 1351	WP.ILI.11X22X 1473	WP.ILI.12X22X 1596
2301-2400 mm	WP.ILI.00X23X 639	WP.ILI.05X23X 770	WP.ILI.06X23X 906	WP.ILI.07X23X 1024	WP.ILI.08X23X 1154	WP.ILI.09X23X 1280	WP.ILI.10X23X 1411	WP.ILI.11X23X 1537	WP.ILI.12X23X 1668
2401-2500 mm	WP.ILI.00X24X 667	WP.ILI.05X24X 801	WP.ILI.06X24X 935	WP.ILI.07X24X 1068	WP.ILI.08X24X 1202	WP.ILI.09X24X 1336	WP.ILI.10X24X 1469	WP.ILI.11X24X 1601	WP.ILI.12X24X 1738
2501-2800 mm	WP.ILI.00X25X 696	WP.ILI.05X25X 832	WP.ILI.06X25X 974	WP.ILI.07X25X 1111	WP.ILI.08X25X 1251	WP.ILI.09X25X 1389	WP.ILI.10X25X 1527	WP.ILI.11X25X 1666	WP.ILI.12X25X 1806

You can easily cut Solid Surface panels yourself using a rotary saw blade or a Widia/diamond saw blade.

Holes can be drilled with a hole saw for a perfect result. You can also have these operations done by us.

GROOVES

Price per lopende meter, in €, excl. BTW



Item number	Description	Groove depth	Groove width	Price
DP.XBGR.01	Groove in Solid Surface wall panel for glass shower wall	5 mm	between 8 and 13 mm	40

Groove width: between 8 mm - 13 mm, as desired, (depending on glass thickness)
Groove depth: fixed, 5 mm



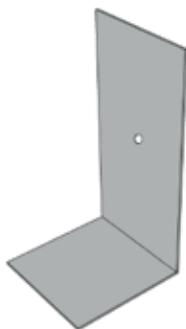
Please state clearly when ordering your wall panels

- where you would like the groove
- the thickness of your shower wall glass
- the height of your glass shower wall

TIP: DO NOT MEASURE UP YOUR GLASS WALL UNTIL AFTER INSTALLING THE SHOWER TRAY AND WALL PANELS

DRILLED HOLES

Price per boring, in €, excl. BTW



Item number	Description	Price
WP.XBBO.01	Drilled hole in Solid Surface < 40 mm	35
WP.XBBO.02	Drilled hole in Solid Surface > 40 mm and < 125 mm	75
WP.XBBO.05	Cutouts > 125 mm (eg for Sunshower)	214

Holes drilled in wall panels for pipework, toilet connections, lighting, etc.
You can also do this yourself using a hole saw.

Please state clearly when ordering your shower tray

- desired hole diameter
- desired hole location

MITRE

Item number	Description	Price
SSVE	Mitre price per running meter	75



Transportation costs on request

ACCESSORIES

Prices per side, in €, ex. VAT

SILK FINISH (MATT SILICONE)

Prices in € ex. VAT



Item number	Description	Compatible DZ colour	Packaging	Price	in stock
I2900	Silk Finish	White	per piece	26,8	✓
I2901	Silk Finish	Pergamon	per piece	26,8	✓
I2902	Silk Finish	Concrete Light	per piece	26,8	✓
I2903	Silk Finish	Concrete Dark	per piece	26,8	✓
I2904	Silk Finish	Granite Grey	per piece	30,7	✓
I2905	Silk Finish	Imitation Bluestone	per piece	30,7	✓
LM00076	Joint spatula	-	per set	13	✓

in stock = stock item

SOLID CONNECT

Prices in € ex. VAT



Item number	Description	Compatible DZ colour	Packaging	Price	in stock
LM00050	Solid Connect (50 ml) incl. tip*	White	per stuk	14	✓
LM00051	Solid Connect (50 ml) incl. tip*	Concrete Light	per stuk	14	✓
LM00052	Solid Connect (50 ml) incl. tip*	Concrete Dark	per stuk	14	✓
LM00053	Solid Connect (50 ml) incl. tip*	Granite Grey	per stuk	14	✓
LM00054	Solid Connect (50 ml) incl. tip*	Pergamon	per stuk	14	✓
LM00057	Solid Connect (50 ml) incl. tip*	Imitation Bluestone	per stuk	14	✓
LMMIXTIPS	Mixer tips 50 ml Solid Connect	-	per stuk	2	✓
LMDISPEN	Gun Solid Connect	-	per stuk	93	✓
I2477	Plate tensioner	-	per stuk	262	✓

*Guideline: 1 tube Solid Connect required per 2,5 running meters

in stock = stock item



Attention!
Solid Connect gun is needed for processing. Gun is reusable.

POLYMER ADHESIVE

Prices in € ex. VAT



Item number	Description	Colour	Packaging	Price	in stock
I0855	Tube polymer adhesive**	white	per piece	18	✓

** Guideline: 1 tube of glue needed per 0.8 m²

in stock = stock item



You can easily cut Solid Surface panels yourself using a rotary saw blade or Widia/diamond saw blade. Holes can be drilled with a hole saw for a perfect result. You can also have this done by us, see 'Additional edits'



Transportation costs on request

Price group 1

White
Pergamon
Concrete Light
Concrete Dark

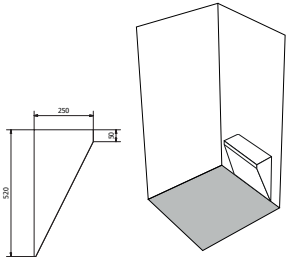
Price group 2

Imitation Bluestone
Granite Grey
Terrazzo

Only available with a matt finish.
Can be used in combination with all our wall panels.

SHOWER SEAT

Prices in € ex. VAT




Item number	Description	Width	Height	Depth	Price group 1	Price group 2
WP.ACSE060	Shower seat 60 cm	600 mm	550 mm	250 mm	773	974
WP.ACSE070	Shower seat 70 cm	700 mm	550 mm	250 mm	851	1072

Mounting set included.

BUILT-IN NICHE (inner size)

Prices in € ex. VAT



Item number	Description	Width	Height	Depth	Price group 1	Price group 2
INN101.ZV	Built-in niche 332x332	332 mm	332 mm	80 mm	327	412
INN102.ZV	Built-in niche 332x532	532 mm	332 mm	80 mm	421	530
INN103.ZV	Built-in niche 332x982	982 mm	332 mm	80 mm	633	798
INN101.MV	Built-in niche incl. LED 332x332*	332 mm	332 mm	80 mm	551	694
INN102.MV	Built-in niche incl. LED 332x532*	532 mm	332 mm	80 mm	644	811
INN103.MV	Built-in niche incl. LED 332x982*	982 mm	332 mm	80 mm	856	1079

Niche pre-assembled in wall panel, wall panel not included in price.
Customization possible.

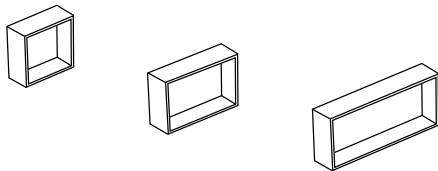
Location of your choice, taking into account the following restrictions:

- niche must always remain within one panel
- niche must always remain 75 mm away from any edge (no corner niche possible)

* Lighting IP67 waterproof. Transformer supplied separately
Transformer and dimmer must be placed outside the wet shower cubicle.

WALL NICHE (outer size)

Prices in € ex. VAT



Item number	Description	Width	Height	Depth	Price group 1	Price group 2
OPN101.ZV	Wall niche 330x330	330 mm	330 mm	110 mm	314	396
OPN102.ZV	Wall niche 480x330	480 mm	330 mm	110 mm	356	449
OPN103.ZV	Wall niche 630x330	630 mm	330 mm	110 mm	397	500
OPN101.MV	Wall niche incl. LED 330x330**	330 mm	330 mm	110 mm	538	678
OPN102.MV	Wall niche incl. LED 480x330**	480 mm	330 mm	110 mm	579	730
OPN103.MV	Wall niche incl. LED 630x330**	630 mm	330 mm	110 mm	621	782

Suspension system included
Customization possible

** Transformer supplied separately.
Wall niches with LED are **not** suitable for installation in the shower cubicle.



Transportation costs on request

Price group 1
White
Pergamon
Concrete Light
Concrete Dark

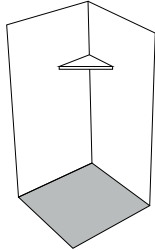
Price group 2
Imitation Bluestone
Granite Grey
Terrazzo*

Only available with a matt finish.
Can be used in combination with all our wall panels.

TRIANGULAR SHELF



Prices in € ex. VAT



Item number	Description	Width	Depth	Thickness	Price group 1	Price group 2
WP.ACLD01	Triangular shelf 15 cm	150 mm	150 mm	20 mm	178	224
WP.ACLD02	Triangular shelf 20 cm	200 mm	200 mm	20 mm	196	247

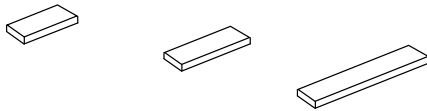


* Terrazzo not possible

SHELVES 2 CM



Prices in € ex. VAT



Item number	Description	Width	Depth	Thickness	Price group 1	Price group 2
WP.ACDL03	Shelf 330x120x20	120 mm	330 mm	20 mm	198	249
WP.ACDL04	Shelf 480x120x20	120 mm	480 mm	20 mm	215	271
WP.ACDL05	Shelf 630x120x20	120 mm	630 mm	20 mm	236	297
WP.ACDL06	Shelf 1000x120x20	120 mm	1000 mm	20 mm	259	326
WP.ACDL11	Shelf incl. LED 330x120x20**	120 mm	330 mm	20 mm	322	406
WP.ACDL12	Shelf incl. LED 480x120x20**	120 mm	480 mm	20 mm	345	435
WP.ACDL13	Shelf incl. LED 630x120x20**	120 mm	630 mm	20 mm	356	449
WP.ACDL14	Shelf incl. LED 1000x120x20**	120 mm	1000 mm	20 mm	373	470

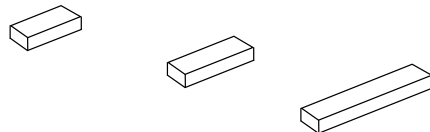
Suspension system included
Customization on request. Min. length 33 cm - max. length 100 cm. Max. width 12 cm.

** Transformer supplied separately



* Terrazzo not possible

SHELVES 5 CM



Item number	Description	Width	Depth	Thickness	Price group 1	Price group 2
WP.ACDL07	Shelf 330x120x50	120 mm	330 mm	50 mm	314	396
WP.ACDL08	Shelf 480x120x50	120 mm	480 mm	50 mm	323	407
WP.ACDL09	Shelf 630x120x50	120 mm	630 mm	50 mm	340	428
WP.ACDL10	Shelf 1000x120x50	120 mm	1000 mm	50 mm	379	478
WP.ACDL15	Shelf incl. LED 330x120x50***	120 mm	330 mm	50 mm	496	625
WP.ACDL16	Shelf incl. LED 480x120x50***	120 mm	480 mm	50 mm	520	655
WP.ACDL17	Shelf incl. LED 630x120x50***	120 mm	630 mm	50 mm	536	675
WP.ACDL18	Shelf incl. LED 1000x120x50***	120 mm	1000 mm	50 mm	596	751

Suspension system included
Customization on request. Min. length 33 cm - max. length 100 cm. Max. width 12 cm.

*** Transformer built-in



Transportation costs on request

WASHBASIN TOPS

DZIGNSTONE

EVORA

Price group 1

White
Pergamon
Concrete Light
Concrete Dark

Price group 2

Imitation Bluestone
Granite Grey

- Type dimensions*
- Height: 2 cm*
- Plug not included
- Possible with (standard) or without tap holes. If the number of tap holes needs to change, please mention this with your order.
- Only available with a matt finish.

TO BE MOUNTED ON THE BASE CABINET

STANDARD



WITH PLUG (NOT INCLUDED)

Prices in € ex. VAT



Item number	Description*	Depth*	Price group 1	Price group 2
EV.SS.0600.1	Washbasin top 60 cm; 1 basin 46 cm; 1 tap hole	50 cm	760	958
EV.SS.0700.1	Washbasin top 70 cm; 1 basin 46 cm; 1 tap hole	50 cm	854	1076
EV.SS.0800.1	Washbasin top 80 cm; 1 basin 46 cm; 1 tap hole	50 cm	948	1194
EV.SS.0900.1	Washbasin top 90 cm; 1 basin 46 cm center; 1 tap hole	50 cm	1043	1314
EV.SS.0900.1L	Washbasin top 90 cm; 1 basin 46 cm left; 1 tap hole	50 cm	1043	1314
EV.SS.0900.1R	Washbasin top 90 cm; 1 basin 46 cm right; 1 tap hole	50 cm	1043	1314
EV.SS.1000.1	Washbasin top 100 cm; 1 basin 46 cm center; 1 tap hole	50 cm	1136	1431
EV.SS.1000.1L	Washbasin top 100 cm; 1 basin 46 cm left; 1 tap hole	50 cm	1136	1431
EV.SS.1000.1R	Washbasin top 100 cm; 1 basin 46 cm right; 1 tap hole	50 cm	1136	1431
EV.SS.1200.1	Washbasin top 120 cm; 1 basin 46 cm center; 1 tap hole	50 cm	1327	1672
EV.SS.1200.1L	Washbasin top 120 cm; 1 basin 46 cm left; 1 tap hole	50 cm	1327	1672
EV.SS.1200.1R	Washbasin top 120 cm; 1 basin 46 cm right; 1 tap hole	50 cm	1327	1672
EV.SS.1200.2	Washbasin top 120 cm; 2 basins 46 cm; 2 tap holes	50 cm	1469	1851
EV.SS.1400.1	Washbasin top 140 cm; 1 basin 46 cm center; 1 tap hole	50 cm	1515	1909
EV.SS.1400.1L	Washbasin top 140 cm; 1 basin 46 cm left; 1 tap hole	50 cm	1515	1909
EV.SS.1400.1R	Washbasin top 140 cm; 1 basin 46 cm right; 1 tap hole	50 cm	1515	1909
EV.SS.1400.2	Washbasin top 140 cm; 2 basins 46 cm; 2 tap holes	50 cm	1656	2087
EV.SS.1600.1	Washbasin top 160 cm; 1 basin 46 cm center; 1 tap hole	50 cm	1703	2146
EV.SS.1600.1L	Washbasin top 160 cm; 1 basin 46 cm left; 1 tap hole	50 cm	1703	2146
EV.SS.1600.1R	Washbasin top 160 cm; 1 basin 46 cm right; 1 tap hole	50 cm	1703	2146
EV.SS.1600.2	Washbasin top 160 cm; 2 basins 46 cm; 2 tap holes	50 cm	1844	2323
EV.SS.1800.1	Washbasin top 180 cm; 1 basin 46 cm center; 1 tap hole	50 cm	1891	2383
EV.SS.1800.1L	Washbasin top 180 cm; 1 basin 46 cm left; 1 tap hole	50 cm	1891	2383
EV.SS.1800.1R	Washbasin top 180 cm; 1 basin 46 cm right; 1 tap hole	50 cm	1891	2383
EV.SS.1800.2	Washbasin top 180 cm; 2 basins 46 cm; 2 tap holes	50 cm	2032	2560
EV.SS.2000.1	Washbasin top 200 cm; 1 basin 46 cm center; 1 tap hole	50 cm	2079	2620
EV.SS.2000.1L	Washbasin top 200 cm; 1 basin 46 cm left; 1 tap hole	50 cm	2079	2620
EV.SS.2000.1R	Washbasin top 200 cm; 1 basin 46 cm right; 1 tap hole	50 cm	2079	2620
EV.SS.2000.2	Washbasin top 200 cm; 2 basins 46 cm; 2 tap holes	50 cm	2219	2796

CUSTOMIZATION



WITH PLUG (NOT INCLUDED)

Prices per cm in € ex. VAT

Description*	Price group 1	Price group 2
Washbasin top 60,1 - 240 cm; supplement per cm	14	17
Washbasin top > 240 cm	price on request	

Dimension x price per cm

Calculation example:

Washbasin top 78 cm; 1 basin 46 cm center; 1 tap hole; Price group 1
78 cm x €14 = € 1092



***Type dimensions, effective sizes see technical drawing.** The products in solid surface are cast in moulds. A shrinkage of up to 1% can occur on these products. The products must always be measured at the bottom because they are conical.



Suspended mounting not possible.

Washbasin top and washbasin cast in one piece. **The washbasin sizes always remain unchanged.** Plug is not included. When requesting price Washbasin top > 240 cm, please indicate the number of washbasins and their dimensions.



Transportation costs on request

WASHBASIN TOPS

DZIGNSTONE

PURE

Price group 1
White
Pergamon
Concrete Light
Concrete Dark

Price group 2
Imitation Bluestone
Granite Grey

- Type dimensions*
- Height: 8 cm*
- With built-in I-Drain® siphon. Standard grating in the same colour as the washbasin.
- Washbasin prices include supports
- Possible with (standard) or without tap holes. If the number of tap holes needs to change, please mention this with your order.
- Only available with a matt finish.
- **Insert strip with PVD coating supplement € 140 per grating**
Colour copper, chocolate, yellow gold, light gold, gunmetal black, metal black.
Specify colour separately on order form. Maximum length 1200mm. Delivery time ± 16 weeks.

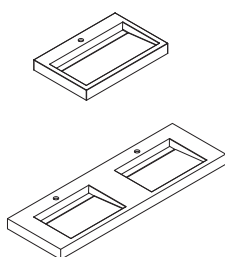
SUSPENDED MOUNTING

STANDARD



WITH I-DRAIN®

Prices in € ex. VAT



Item number	Description*	Depth*	Price group 1	Price group 2
PU.SS.0750.1V	Washbasin top 75 cm; 1 basin I-DRAIN® 66 cm; 1 tap hole	48 cm	853	1075
PU.SS.1000.1V	Washbasin top 100 cm; 1 basin I-DRAIN® 90 cm; 2 tap holes	48 cm	993	1251
PU.SS.1200.2V	Washbasin top 120 cm; 2 basins I-DRAIN® 50 cm; 2 tap holes	48 cm	1425	1796
PU.SS.1500.2V	Washbasin top 150 cm; 2 basins I-DRAIN® 50 cm; 2 tap holes	48 cm	1741	2194
PU.SS.1400.2V	Washbasin top 140 cm; 2 basins I-DRAIN® 50 cm; 2 tap holes	53 cm	1717	2163
PU.SS.1800.2V	Washbasin top 180 cm; 2 basins I-DRAIN® 60 cm; 2 tap holes	53 cm	2328	2933
PU.SS.2000.2V	Washbasin top 200 cm; 2 basins I-DRAIN® 70 cm; 2 tap holes	53 cm	2602	3279

CUSTOMIZATION



WITH I-DRAIN®

Prices per cm in € ex. VAT

Description*	Price group 1	Price group 2
Washbasin top 75,1 - 300 cm; supplement per cm	14	17
Washbasin top > 300 cm	price on request	

Dimension x price per cm

Calculation example:

Washbasin top 78 cm; 1 basin I-DRAIN® 66 cm; 1 tap hole; Price group 1
78 cm x €14 = € 1092



***Type dimensions, effective sizes see technical drawing.** The products in solid surface are cast in moulds. A shrinkage of up to 1% can occur on these products. The products must always be measured at the bottom because they are conical.



The washbasin sizes always remain unchanged.

When requesting price Washbasin top > 300 cm, please indicate the number of washbasins and their dimensions.



Transportation costs on request

WASHBASIN TOPS

DZIGNSTONE

VICTORY

Price group 1

White
Pergamon
Concrete Light
Concrete Dark

Price group 2

Imitation Bluestone
Granite Grey

- Type dimensions*
- Height: 8 cm*
- With built-in I-Drain® siphon. Standard grating in the same colour as the washbasin.
- Possible with (standard) or without tap holes. If the number of tap holes needs to change, please mention this with your order.
- Only available with a matt finish.
- **Insert strip with PVD coating supplement € 140 per grating**
Colour copper, chocolate, yellow gold, light gold, gunmetal black, metal black.
Specify colour separately on order form. Maximum length 1200mm. Delivery time ± 16 weeks.

TO BE MOUNTED ON THE BASE CABINET

STANDARD



WITH I-DRAIN®

Prices in € ex. VAT



Item number	Description*	Depth*	Price group 1	Price group 2
VI.SS.1200.1	Washbasin top 120 cm; with basin I-DRAIN® 87 cm; 2 tap holes	53 cm	1267	1596
VI.SS.1500.1	Washbasin top 150 cm; with basin I-DRAIN® 107 cm; 2 tap holes	53 cm	1527	1924

CUSTOMIZATION



WITH I-DRAIN®

Prices per cm in € ex. VAT

Description*	Price group 1	Price group 2
Washbasin top 100 - 300 cm; supplement per cm	14	17
Washbasin top > 300 cm	price on request	

Dimension x price per cm

Calculation example:

Washbasin top 122 cm; with basin I-DRAIN® 87 cm; 2 tap holes; price group 1
122 cm x €14 = € 1708



***Type dimensions, effective sizes see technical drawing.** The products in solid surface are cast in moulds. A shrinkage of up to 1% can occur on these products. The products must always be measured at the bottom because they are conical.



Washbasin runs obliquely from front of top.

The washbasin sizes always remain unchanged.

When requesting price Washbasin top > 300 cm, please indicate the number of washbasins and their dimensions.

VRIJHANGENDE MONTAGE

The above washbasins can also be used with suspended mounting. (+ €111 for back drilling and an assembly kit).



Transportation costs on request

WASHBASIN TOPS

DZIGNSTONE

PREMIUM

Price group 1

White
Pergamon
Concrete Light
Concrete Dark

Price group 2

Imitation Bluestone
Granite Grey

- Type dimensions*
- Height: 8 cm*
- With built-in I-Drain® siphon or plug (plug not included). Standard grating in the same colour as the washbasin.
- Possible with (standard) or without tap holes. If the number of tap holes needs to change, please mention this with your order.
- Only available with a matt finish.
- **Insert strip with PVD coating supplement € 140 per grating**
Colour copper, chocolate, yellow gold, light gold, gunmetal black, metal black.
Specify colour separately on order form. Maximum length 1200mm. Delivery time ± 16 weeks.

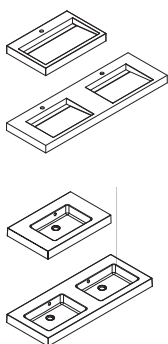
TO BE MOUNTED ON THE BASE CABINET

STANDARD



WITH I-DRAIN® OR PLUG (NOT INCLUDED)

Prices in € ex. VAT



Item number	Description*	Depth*	Price group 1	Price group 2
PR.SS.0750.1	Washbasin top 75 cm; 1 basin I-DRAIN® 66 cm; 1 tap hole	48 cm	747	941
PR.SS.1000.1	Washbasin top 100 cm; 1 basin I-DRAIN® 90 cm; 1 tap hole	48 cm	887	1118
PR.SS.1200.2	Washbasin top 120 cm; 2 basins I-DRAIN® 50 cm; 2 tap holes	48 cm	1265	1594
PR.SS.1500.2	Washbasin top 150 cm; 2 basins I-DRAIN® 50 cm; 2 tap holes	48 cm	1580	1991
PR.SS.0750.1P	Washbasin top 75 cm; 1 basin van 50 cm (plug); 1 tap hole	48 cm	747	941
PR.SS.1000.1P	Washbasin top 100 cm; 1 basin van 50 cm (plug); 1 tap hole	48 cm	887	1118
PR.SS.1200.2P	Washbasin top 120 cm; 2 basins van 50 cm (plug); 2 tap holes	48 cm	1265	1594
PR.SS.1500.2P	Washbasin top 150 cm; 2 basins van 50 cm (plug); 2 tap holes	48 cm	1580	1991

CUSTOMIZATION



WITH I-DRAIN® OR PLUG (NOT INCLUDED)

Prices per cm in € ex. VAT

Description*	Price group 1	Price group 2
Washbasin top 75,1 - 300 cm; supplement per cm	14	17
Washbasin top > 300 cm	price on request	

Dimension x price per cm

Calculation example:

Washbasin top 78 cm; 1 basin I-DRAIN® 66 cm; 1 tap hole; Price group 1
78 cm x €14 = € 1092



***Type dimensions, effective sizes see technical drawing.** The products in solid surface are cast in moulds. A shrinkage of up to 1% can occur on these products. The products must always be measured at the bottom because they are conical.



Plug is not included.

The washbasin sizes always remain unchanged.

When requesting price Washbasin top > 300 cm, please indicate the number of washbasins and their dimensions.

SUSPENDED MOUNTING

The above washbasins can also be used with suspended mounting, see 'Pure'.
Suspended mounting not possible for was basin tops with plug.



Transportation costs on request

WASHBASIN TOPS

DZIGNSTONE

QUADRI

Price group 1


White
Pergamon
Concrete Light
Concrete Dark

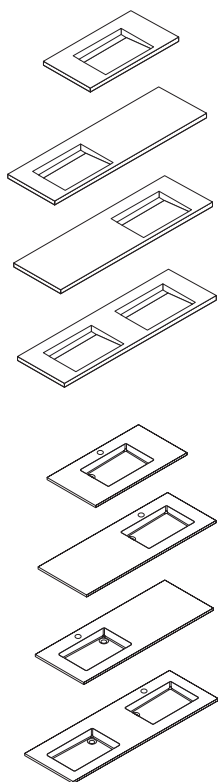
Price group 2

Imitation Bluestone
Granite Grey

- Type dimensions*
- Height: 2 cm*
- With built-in I-Drain® siphon or plug (plug not included). Standard grating in the same colour as the washbasin.
- Possible with (standard) or without tap holes. If the number of tap holes needs to change, please mention this with your order.
- Only available with a matt finish.

TO BE MOUNTED ON THE BASE CABINET

STANDARD   WITH I-DRAIN® OR PLUG (NOT INCLUDED) Prices in € ex. VAT



Item number	Description*	Depth*	Price group 1	Price group 2
QU.SS.1000.1	Washbasin top 100 cm; 1 basin I-DRAIN® 50 cm; 1 tap hole	53 cm	1042	1313
QU.SS.1200.1L	Washbasin top 120 cm; 1 basin I-DRAIN® 50 cm left; 1 tap hole	53 cm	1249	1574
QU.SS.1200.1R	Washbasin top 120 cm; 1 basin I-DRAIN® 50 cm right; 1 tap hole	53 cm	1249	1574
QU.SS.1200.2	Washbasin top 120 cm; 2 basins I-DRAIN® 50 cm; 2 tap holes	53 cm	1631	2055
QU.SS.1500.1L	Washbasin top 150 cm; 1 basin I-DRAIN® 50 cm left; 1 tap hole	53 cm	1364	1719
QU.SS.1500.1R	Washbasin top 150 cm; 1 basin I-DRAIN® 50 cm right; 1 tap hole	53 cm	1364	1719
QU.SS.1500.2	Washbasin top 150 cm; 2 basins I-DRAIN® 50 cm; 2 tap holes	53 cm	1744	2197
QU.SS.2000.1L	Washbasin top 200 cm; 1 basin I-DRAIN® 60 cm left; 1 tap hole	53 cm	1870	2356
QU.SS.2000.1R	Washbasin top 200 cm; 1 basin I-DRAIN® 60 cm right; 1 tap hole	53 cm	1870	2356
QU.SS.2000.2	Washbasin top 200 cm; 2 basins I-DRAIN® 60 cm; 2 tap holes	53 cm	2250	2835
QU.SS.1000.1P	Washbasin top 100 cm; 1 basin 50 cm (plug); 1 tap hole	53 cm	1042	1313
QU.SS.1200.1LP	Washbasin top 120 cm; 1 basin 50 cm (plug) left; 1 tap hole	53 cm	1249	1574
QU.SS.1200.1RP	Washbasin top 120 cm; 1 basin 50 cm (plug) right; 1 tap hole	53 cm	1249	1574
QU.SS.1200.2P	Washbasin top 120 cm; 2 basins 50 cm (plug); 2 tap holes	53 cm	1631	2055
QU.SS.1500.1LP	Washbasin top 150 cm; 1 basin 50 cm (plug) left; 1 tap hole	53 cm	1364	1719
QU.SS.1500.1RP	Washbasin top 150 cm; 1 basin 50 cm (plug) right; 1 tap hole	53 cm	1364	1719
QU.SS.1500.2P	Washbasin top 150 cm; 2 basins 50 cm (plug); 2 tap holes	53 cm	1744	2197
QU.SS.2000.1LP	Washbasin top 200 cm; 1 basin 50 cm (plug) left; 1 tap hole	53 cm	1870	2356
QU.SS.2000.1RP	Washbasin top 200 cm; 1 basin 50 cm (plug) right; 1 tap hole	53 cm	1870	2356
QU.SS.2000.2P	Washbasin top 200 cm; 2 basins 50 cm (plug); 2 tap holes	53 cm	2250	2835

CUSTOMIZATION   WITH I-DRAIN® OR PLUG (NOT INCLUDED) Prices per cm in € ex. VAT

Description*	Price group 1	Price group 2
Washbasin top 100,1 - 300 cm; supplement per cm	14	17
Washbasin top > 300 cm	price on request	

Dimension x price per cm

Calculation example:

Washbasin top 102 cm; 1 basin I-DRAIN® 50 cm; 1 tap hole; Price group 1
102 cm x €14 = € 1428



***Type dimensions, effective sizes see technical drawing.** The products in solid surface are cast in moulds. A shrinkage of up to 1% can occur on these products. The products must always be measured at the bottom because they are conical.



Suspended mounting not possible. The washbasin sizes always remain unchanged.

Plug is not included.

When requesting price Washbasin top > 300 cm, please indicate the number of washbasins and their dimensions.



Transportation costs on request

WASHBASIN TOPS

DZIGNSTONE

Q38

ONLY
38 CM DEEP!
Ideal for
the compact
bathroom

Price group 1
White
Pergamon
Concrete Light
Concrete Dark

Price group 2
Imitation Bluestone
Granite Grey

- Type dimensions*
- Height: 8 cm*
- With built-in I-Drain® siphon. Standard grating in the same colour as the washbasin.
- Possible with (standard) or without tap holes. If the number of tap holes needs to change, please mention this with your order.
- Only available with a matt finish.

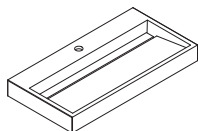
TO BE MOUNTED ON THE BASE CABINET

STANDARD



WITH I-DRAIN®

Prices in € ex. VAT



Item number	Description*	Depth*	Price group 1	Price group 2
QA.SS.0740.1	Washbasin top 74 cm; with basin I-DRAIN® 70 cm, 1 tap hole	38 cm	782	985
QA.SS.0940.1	Washbasin top 94 cm; with basin I-DRAIN® 90 cm, 2 tap holes	38 cm	879	1108
QA.SS.1240.1	Washbasin top 124 cm; with basin I-DRAIN® 120 cm, 2 tap holes	38 cm	997	1256

CUSTOMIZATION



WITH I-DRAIN®

Prices per cm in € ex. VAT

Description*	Price group 1	Price group 2
Washbasin top 60 - 300 cm; supplement per cm	14	17
Washbasin top > 300 cm	price on request	

Dimension x price per cm

Calculation example:

Washbasin top 78 cm; met basin I-DRAIN® 70 cm; 1 tap hole; Price group 1
78 cm x €14 = € 1092



***Type dimensions, effective sizes see technical drawing.** The products in solid surface are cast in moulds. A shrinkage of up to 1% can occur on these products. The products must always be measured at the bottom because they are conical.



The washbasin sizes always remain unchanged, with the exception of custom Washbasin tops of 60 - 73,9 cm. When requesting price Washbasin top > 300 cm, please indicate the number of washbasins and their dimensions.

SUSPENDED MOUNTING

The above washbasins can also be used with suspended mounting. (supplement + €72)



Transportation costs on request

WASHBASIN TOPS

DZIGNSTONE

DELUXE

Price group 1

White
Pergamon
Concrete Light
Concrete Dark

Price group 2

Imitation Bluestone
Granite Grey

- Type dimensions*
- Height: 8 cm*
- Plug not included
- Possible with (standard) or without tap holes. If the number of tap holes needs to change, please mention this with your order.
- Only available with a matt finish.

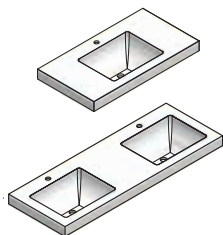
TO BE MOUNTED ON THE BASE CABINET

STANDARD



WITH PLUG (NOT INCLUDED)

Prices in € ex. VAT



Item number	Description*	Depth*	Price group 1	Price group 2
DE.SS.0750.1P	Washbasin top 75 cm; 1 basin 50 cm; 1 tap hole	53 cm	1018	1283
DE.SS.1000.1P	Washbasin top 100 cm; 1 basin 50 cm; 1 tap hole	53 cm	1094	1378
DE.SS.1200.2P	Washbasin top 120 cm; 2 basins 50 cm; 2 tap holes	53 cm	1637	2063
DE.SS.1500.2P	Washbasin top 150 cm; 2 basins 50 cm; 2 tap holes	53 cm	2043	2574

CUSTOMIZATION



WITH PLUG (NOT INCLUDED)

Prices per cm in € ex. VAT

Description*	Price group 1	Price group 2
Washbasin top 75,1 - 300 cm; supplement per cm	14	17
Washbasin top > 300 cm	price on request	

Dimension x price per cm

Calculation example:

Washbasin top 78 cm; 1 basin 50 cm; 1 tap hole; Price group 1
78 cm x €14 = € 1092



***Type dimensions, effective sizes see technical drawing.** The products in solid surface are cast in moulds. A shrinkage of up to 1% can occur on these products. The products must always be measured at the bottom because they are conical.



Suspended mounting not possible.

The washbasin sizes always remain unchanged. Washbasin top en washbasin in één stuk gegoten. Plug is not included.

When requesting price Washbasin top > 300 cm, please indicate the number of washbasins and their dimensions.



Transportation costs on request

WASHBASIN TOPS

DZIGNSTONE

DELUXE 2.0

Price group 1
White
Pergamon
Concrete Light
Concrete Dark

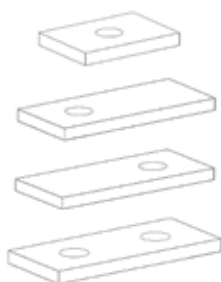
Price group 2
Imitation Bluestone
Granite Grey
Terrazzo

- Type dimensions*
- Height: 8 cm*
- Possible with (standard) or without tap holes. If the number of tap holes needs to change, please mention this with your order.
- Only available with a matt finish.

TO BE MOUNTED ON THE BASE CABINET

STANDARD

Prices in € ex. VAT



Item number	Description*	Depth*	Price group 1	Price group 2
D2.SS.0750.1	Washbasin top 75 cm; 1 uitsparing opzetkom; 1 tap hole	53 cm	750	945
D2.SS.1000.1	Washbasin top 100 cm; 1 uitsparing opzetkom; 1 tap hole	53 cm	911	1148
D2.SS.1200.1L	Washbasin top 120 cm; 1 uitsparing opzetkom left; 1 tap hole	53 cm	1043	1314
D2.SS.1200.1R	Washbasin top 120 cm; 1 uitsparing opzetkom right; 1 tap hole	53 cm	1043	1314
D2.SS.1200.2	Washbasin top 120 cm; 2 x uitsparing opzetkom; 2 tap holes	53 cm	1173	1478
D2.SS.1500.1L	Washbasin top 150 cm; 1 uitsparing opzetkom left; 1 tap hole	53 cm	1236	1557
D2.SS.1500.1R	Washbasin top 150 cm; 1 uitsparing opzetkom right; 1 tap hole	53 cm	1236	1557
D2.SS.1500.2	Washbasin top 150 cm; 2 x uitsparing opzetkom; 2 tap holes	53 cm	1367	1722
D2.SS.2000.1L	Washbasin top 200 cm; 1 uitsparing opzetkom left; 1 tap hole	53 cm	1616	2036
D2.SS.2000.1R	Washbasin top 200 cm; 1 uitsparing opzetkom right; 1 tap hole	53 cm	1616	2036
D2.SS.2000.2	Washbasin top 200 cm; 2 x uitsparing opzetkom; 2 tap holes	53 cm	1780	2243
D2.SS.2400.1L	Washbasin top 240 cm; 1 uitsparing opzetkom left; 1 tap hole	53 cm	1824	2298
D2.SS.2400.1R	Washbasin top 240 cm; 1 uitsparing opzetkom right; 1 tap hole	53 cm	1824	2298
D2.SS.2400.2	Washbasin top 240 cm; 2 x uitsparing opzetkom; 2 tap holes	53 cm	1986	2502
D2.SS.2500.1L	Washbasin top 250 cm; 1 uitsparing opzetkom left; 1 tap hole	53 cm	1877	2365
D2.SS.2500.1R	Washbasin top 250 cm; 1 uitsparing opzetkom right; 1 tap hole	53 cm	1877	2365
D2.SS.2500.2	Washbasin top 250 cm; 2 x uitsparing opzetkom; 2 tap holes	53 cm	2039	2569
D2.SS.3000.1L	Washbasin top 300 cm; 1 uitsparing opzetkom left; 1 tap hole	53 cm	2142	2699
D2.SS.3000.1R	Washbasin top 300 cm; 1 uitsparing opzetkom right; 1 tap hole	53 cm	2142	2699
D2.SS.3000.2	Washbasin top 300 cm; 2 x uitsparing opzetkom; 2 tap holes	53 cm	2305	2904

CUSTOMIZATION

Prices per cm in € ex. VAT

Description*	Price group 1	Price group 2
Washbasin top 75,1 - 300 cm; supplement per cm	14	17
Washbasin top > 300 cm	price on request	

Dimension x price per cm

Calculation example:

Washbasin top 78 cm; 1 uitsparing opzetkom; 1 tap hole; Price group 1
78 cm x €14 = € 1092



***Type dimensions, effective sizes see technical drawing.** The products in solid surface are cast in moulds. A shrinkage of up to 1% can occur on these products. The products must always be measured at the bottom because they are conical.



The washbasin sizes always remain unchanged. Plug is not included.

When requesting price Washbasin top > 300 cm, please indicate the number of washbasins and their dimensions.

VRIJHANGENDE MONTAGE



The above washbasins can also be used with suspended mounting.
(supplement + €97 for sizes 75, 100 and 120 cm, + €146 for size 150 cm, + €194 for sizes from 200 cm).
For custom washbasins a supplement of €146 will be charged.



Transportation costs on request

COUNTERTOP BASINS

DZIGNSTONE

Price group 1

White
Pergamon
Concrete Light
Concrete Dark

Price group 2

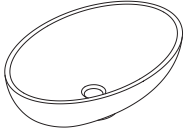
Imitation Bluestone
Granite Grey

- Type dimensions*
- Plug not included
- Only available with a matt finish.

TO BE MOUNTED ON THE BASE CABINET

OVALE

Prices in € ex. VAT

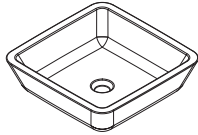


Item number	Description	Inner size*	Outer size*	Height inner size*	Height outer size*	Price group 1	Price group 2	in stock
OZK.SS.OVAAL	Countertop basin ovale	37 x 56,4 cm	40 x 59,4 cm	13,7 cm	14,8 cm	544	685	✓

in stock = stock item: only available in white - delivery time 1 week

SQUARE

Prices in € ex. VAT

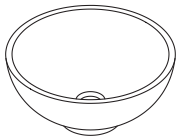


Item number	Description	Inner size*	Outer size*	Height inner size*	Height outer size*	Price group 1	Price group 2	in stock
OZK.SS.VIERKANT	Countertop basin square	37 cm	40,2 cm	10 cm	11,3 cm	544	685	✓

in stock = stock item: only available in white - delivery time 1 week

ROUND

Prices in € ex. VAT



Item number	Description	Diameter inner size*	Diameter outer size*	Height inner size*	Height outer size*	Price group 1	Price group 2	in stock
OZK.SS.ROND	Countertop basin round	Ø 37,6 cm	Ø 40,6 cm	13,4 cm	14,8 cm	544	685	✓

in stock = stock item: only available in white - delivery time 1 week



Plug not provided.
Customization not possible.



*Type dimensions, effective sizes see technical drawing. The products in solid surface are cast in moulds. A shrinkage of up to 1% can occur on these products.

ATTENTION POINTS FOR ORDERING COUNTER TOP BASINS

If the countertop basin is placed on a wooden top plate, you must take into account that it must be water-resistant. Otherwise, the wood may start to swell.

The countertop basins have a height of max. 15 cm. Keep this in mind when choosing your cranes. GNI always aims to achieve the highest possible quality for its products. Yet miniscule small pits or small irregularities in eg corners are sometimes unavoidable. However, these do not constitute a quality loss for the product and are therefore no reason for complaints. Speckles up to 2 mm must be accepted. Air bubbles in the back of the product and colour difference at vent holes and the filling opening are inevitable and are also not accepted as a complaint.

in stock = stock item: only available in white - delivery time 1 week



Transportation costs on request

WASHBASIN TOPS

DZIGNSTONE

MILLESIME

Price group 1

White
Pergamon
Concrete Light
Concrete Dark

Price group 2

Imitation Bluestone
Granite Grey

- Type dimensions*
- Height: 3,5cm*
- With built-in I-Drain® silicon. Standard grating in the same colour as the washbasin.
- Washbasin prices include supports
- Possible with (standard) or without tap holes. If the number of tap holes needs to change, please mention this with your order.
- Only available with a matt finish.
- **Insert strip with PVD coating supplement € 140 per grating**
Colour copper, chocolate, yellow gold, light gold, gunmetal black, metal black.
Specify colour separately on order form. Maximum length 1200mm. Delivery time ± 16 weeks.

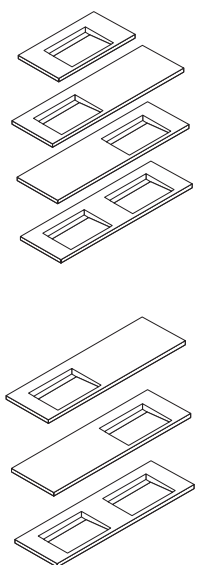
TO BE MOUNTED ON THE BASE CABINET

STANDARD



WITH I-DRAIN®

Prices in € ex. VAT



Item number	Description*	Depth*	Price group 1	Price group 2
ML.SS.0600.1V	Washbasin top 60 cm; 1 basin I-DRAIN® 50 cm; 1 tap hole	48 cm	813	1024
ML.SS.0750.1V	Washbasin top 75 cm; 1 basin I-DRAIN® 66 cm; 1 tap hole	48 cm	937	1181
ML.SS.1000.1V	Washbasin top 100 cm; 1 basin I-DRAIN® 90 cm; 2 tap holes	48 cm	1077	1357
ML.SS.1200.1LV	Washbasin top 120 cm; 1 basin I-DRAIN® 50 cm left; 1 tap hole	48 cm	1458	1837
ML.SS.1200.1RV	Washbasin top 120 cm; 1 basin I-DRAIN® 50 cm right; 1 tap hole	48 cm	1458	1837
ML.SS.1200.2V	Washbasin top 120 cm; 2 basins I-DRAIN® 50 cm; 2 tap holes	48 cm	1838	2316
ML.SS.1400.1LV	Washbasin top 140 cm; 1 basin I-DRAIN® 50 cm left; 1 tap hole	53 cm	1771	2231
ML.SS.1400.1RV	Washbasin top 140 cm; 1 basin I-DRAIN® 50 cm right; 1 tap hole	53 cm	1771	2231
ML.SS.1400.2V	Washbasin top 140 cm; 2 basins I-DRAIN® 50 cm; 2 tap holes	53 cm	2152	2712
ML.SS.1800.1LV	Washbasin top 180 cm; 1 basin I-DRAIN® 60 cm left; 1 tap hole	53 cm	2520	3175
ML.SS.1800.1RV	Washbasin top 180 cm; 1 basin I-DRAIN® 60 cm right; 1 tap hole	53 cm	2520	3175
ML.SS.1800.2V	Washbasin top 180 cm; 2 basins I-DRAIN® 60 cm; 2 tap holes	53 cm	2773	3494
ML.SS.2000.1LV	Washbasin top 200 cm; 1 basin I-DRAIN® 70 cm left; 1 tap hole	53 cm	2792	3518
ML.SS.2000.1RV	Washbasin top 200 cm; 1 basin I-DRAIN® 70 cm right; 1 tap hole	53 cm	2792	3518
ML.SS.2000.2V	Washbasin top 200 cm; 2 basins I-DRAIN® 70 cm; 2 tap holes	53 cm	3174	3999

CUSTOMIZATION



WITH I-DRAIN®

Prices per cm in € ex. VAT

Description*	Price group 1	Price group 2
Washbasin top 60,1 - 300 cm; supplement per cm	14	17
Washbasin top > 300 cm	price on request	

Dimension x price per cm

Calculation example:

Washbasin top 78 cm; 1 basin I-DRAIN® 66 cm; 1 tap hole; Price group 1
78 cm x €14 = € 1092



***Type dimensions, effective sizes see technical drawing.** The products in solid surface are cast in moulds. A shrinkage of up to 1% can occur on these products. The products must always be measured at the bottom because they are conical.



The washbasin sizes always remain unchanged.

SUSPENDED MOUNTING niet mogelijk.

When requesting price Washbasin top > 300 cm, please indicate the number of washbasins and their dimensions.



Transportation costs on request

HAND WASHERS

DZIGNSTONE

THINY

Price group 1

White
Pergamon
Concrete Light
Concrete Dark

Price group 2

Imitation Bluestone
Granite Grey

- Type dimensions*
- Height: 10,8 cm*
- Plug not included
- Possible with (standard) or without tap holes. If the number of tap holes needs to change, please mention this with your order.
- Only available with a matt finish.

STANDARD



WITH PLUG (NOT INCLUDED)

Prices in € ex. VAT

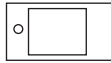
TO BE MOUNTED ON THE BASE CABINET



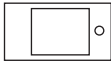
Left



Right



Left



Right

Item number	Description*	Depth*	Price group 1	Price group 2
TH.SS.0400.1	Hand washer 40 cm (L or R); with tap hole	22 cm	306	386
TH.SS.0500.1	Hand washer 50 cm (L or R); with tap hole	22 cm	350	441

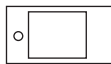
SUSPENDED MOUNTING



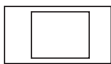
Left



Right



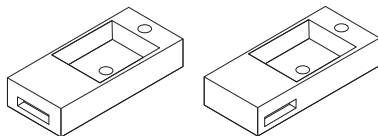
Left



Right

Item number	Description*	Depth*	Price group 1	Price group 2	in stock
TH.SS.0400.1L	Hand washer 40 cm with back drilling; tap hole left	22 cm	321	404	✓
TH.SS.0400.1R	Hand washer 40 cm with back drilling; tap hole right	22 cm	321	404	✓
TH.SS.0500.1L	Hand washer 50 cm with back drilling; tap hole left	22 cm	370	466	
TH.SS.0500.1R	Hand washer 50 cm with back drilling; tap hole right	22 cm	370	466	

in stock = stock item: only available in white - delivery time 1 week



Cut-out for towel (only possible for models of 50 cm) is included in the price.
Please indicate on the order whether the customer wants a cut-out or not, and whether this should be provided at the front or at the side.



Suspended mounting only possible for basins WITHOUT base cabinet.

Plug is not included.

Basin tops are always delivered with tap holes. If different, this must be indicated on the order.



***Type dimensions, effective sizes see technical drawing.** The products in solid surface are cast in moulds. A shrinkage of up to 1% can occur on these products. The products must always be measured at the bottom because they are conical.

in stock = stock item: only available in white - delivery time 1 week



Transportation costs on request

HAND WASHERS

DZIGNSTONE

ICONIC



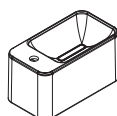
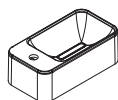
Price group 1
White
Pergamon
Concrete Light
Concrete Dark

Price group 2
Imitation Bluestone
Granite Grey

- Type dimensions*
- Height 13,7 or 21,2 cm*
- Met DRY tech
- Incl. insert strip in the same colour als the washbasin.
- Possible with (standard) or without tap holes. If the number of tap holes needs to change, please mention this with your order.
- Only available with a matt finish.

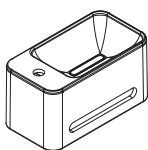
STANDARD MET DRY TECH Prices in € ex. VAT

SUSPENDED MOUNTING

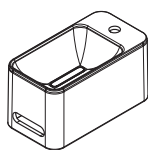


Item number	Description*	Depth*	Price group 1	Price group 2
IC.SS.0422.L.ZF	Iconic 42 cm (L or R); height 13,7 cm; without cut-out; with taphole	22 cm	421	530
IC.SS.0422.H.ZF	Iconic 42 cm (L or R); height 21,2 cm; without cut-out; with taphole	22 cm	527	664
IC.SS.0422.H.MFM	Iconic 42 cm (L or R); height 21,2 cm; with cut-out for towel on the front; with taphole	22 cm	612	771
IC.SS.0422.H.MFL	Iconic 42 cm (L or R); height 21,2 cm; with cut-out for towel on the left side; with taphole	22 cm	612	771
IC.SS.0422.H.MFR	Iconic 42 cm (L or R); height 21,2 cm; with cut-out for towel on the right side; with taphole	22 cm	612	771

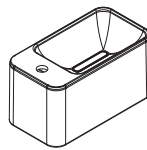
! *Cut-out for hand towel on the left, only possible if the bowl is on the left.
Cut-out for hand towel on the right, only possible if the bowl is on the right.*



IC.SS.0422.H.MFM

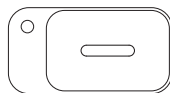


IC.SS.0422.H.MFL

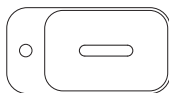


IC.SS.0422.H.MFR

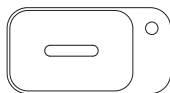
! *Please indicate the position of the tap hole on the order.
If you do not want a tap hole, please also mention this when ordering.*



top left



center



top right

! **Type dimensions, effective sizes see technical drawing. The products in solid surface are cast in moulds. A shrinkage of up to 1% can occur on these products. The products must always be measured at the bottom because they are conical.*

Transportation costs on request

Item number	Description	Packaging	Price	in stock
WW.WA92	Push open waste-set for washbasin with overflow chrome	per stuk	43	✓
WW.WA92K	Push open waste-set for washbasin with overflow matt black	per stuk	92	✓
WW.WA91	Push open waste-set for washbasin without overflow chrome	per stuk	43	✓
WW.WA91K	Push open waste-set for washbasin without overflow mat zwart	per stuk	92	✓
WW.0037	Push open waste-set for washbasin with overflow solid surface (matt white)	per stuk	83	✓
WW.0047	Push open waste-set for washbasin without overflow solid surface (matt white)	per stuk	83	✓
WW.BT02	Washbasin waste-set 5/4*32 design chrome	per stuk	88	✓
WW.BT02K	Washbasin waste-set 5/4*32 design matt black	per stuk	104	✓

in stock = stock item



Transportation costs on request

SPARE PARTS

Prices in € ex. VAT

A siphon is already included as standard with every washbasin with I-DRAIN®. The items listed below are spare parts which can be reordered.



Item number	Description	Packaging	Price	in stock
ID00GRE001	Silicon grease	per piece	3	✓
IDSPWS040.V1	Siphon DN40 (1 piece)	per piece	23	✓
ID000004AM	Hair trap 40 mm	per piece	4	✓
ID00SUN001	Suction cup	per piece	2	✓
ID00SLF001	Siphon lifter (excl. suction cup)	per piece	3	✓
ID000007AI	Holiday lock	per piece	6	✓
IDSPWSDT.V4	Siphon Drytech incl. hair trap	per piece	67	✓
IDSPWSDT.V2	Insert siphon Drytech incl. hair trap	per piece	32	✓

in stock = stock item



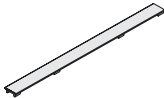
Transportation costs on request

INSERT STRIPS - SPARE PARTS

An insert strip in solid surface is included as standard with every washbasin with I-DRAIN®. The items listed below are spare parts which can be reordered.

PURE

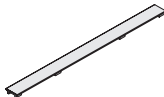
Prices in € ex. VAT



Item number	Description	Length	Price group 1	Price group 2
PU.WR.SS.0482	Aluminium strip lacquered with wasbasin colour	482 mm	150	189
PU.WR.SS.0490	Aluminium strip lacquered with wasbasin colour	490 mm	153	193
PU.WR.SS.0590	Aluminium strip lacquered with wasbasin colour	590 mm	159	200
PU.WR.SS.0660	Aluminium strip lacquered with wasbasin colour	660 mm	164	207
PU.WR.SS.0690	Aluminium strip lacquered with wasbasin colour	690 mm	168	212
PU.WR.SS.0891	Aluminium strip lacquered with wasbasin colour	891 mm	183	231
PU.RO.ZM.0482	Strip matt black lacquered	482 mm	51	
PU.RO.ZM.0490	Strip matt black lacquered	490 mm	51	
PU.RO.ZM.0590	Strip matt black lacquered	590 mm	62	
PU.RO.SS.G.0482	Brushed stainless steel insert strip	482 mm	63	
PU.RO.SS.G.0490	Brushed stainless steel insert strip	490 mm	65	
PU.RO.SS.G.0590	Brushed stainless steel insert strip	590 mm	75	
PU.RO.SS.G.0660	Brushed stainless steel insert strip	660 mm	84	
PU.RO.SS.G.0690	Brushed stainless steel insert strip	690 mm	88	
PU.RO.SS.G.0891	Brushed stainless steel insert strip	891 mm	114	
PU.RO.SS.V.0482	Polished stainless steel insert strip	482 mm	63	
PU.RO.SS.V.0490	Polished stainless steel insert strip	490 mm	65	
PU.RO.SS.V.0590	Polished stainless steel insert strip	590 mm	75	
PU.RO.SS.V.0660	Polished stainless steel insert strip	660 mm	84	
PU.RO.SS.V.0690	Polished stainless steel insert strip	690 mm	88	
PU.RO.SS.V.0891	Polished stainless steel insert strip	891 mm	114	

QUADRI

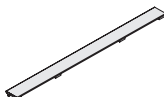
Prices in € ex. VAT



Item number	Description	Length	Price group 1	Price group 2
QU.WR.SS.0492	Aluminium strip lacquered with wasbasin colour	492 mm	153	193
QU.WR.SS.0593	Aluminium strip lacquered with wasbasin colour	593 mm	159	200
QU.RO.SS.G.0492	Brushed stainless steel insert strip	492 mm	65	
QU.RO.SS.G.0593	Brushed stainless steel insert strip	593 mm	75	
QU.RO.SS.V.0492	Polished stainless steel insert strip	492 mm	65	
QU.RO.SS.V.0593	Polished stainless steel insert strip	593 mm	75	

VICTORY

Prices in € ex. VAT



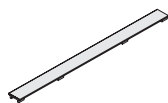
Item number	Description	Length	Price group 1	Price group 2
VI.WR.SS.0871	Aluminium strip lacquered with wasbasin colour	871 mm	181	228
VI.WR.SS.1072	Aluminium strip lacquered with wasbasin colour	1072 mm	198	249
VI.RO.ZM.0871	Strip matt black lacquered	871 mm	65	
VI.RO.ZM.1072	Strip matt black lacquered	1072 mm	71	
VI.RO.SS.G.0871	Brushed stainless steel insert strip	871 mm	108	
VI.RO.SS.G.1072	Brushed stainless steel insert strip	1072 mm	130	
VI.RO.SS.V.0871	Polished stainless steel insert strip	871 mm	108	
VI.RO.SS.V.1072	Polished stainless steel insert strip	1072 mm	130	



Transportation costs on request

PREMIUM

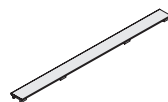
Prices in € ex. VAT



Item number	Description	Length	Price group 1	Price group 2
PR.WR.SS.0482	Aluminium strip lacquered with wasbasin colour	482 mm	150	189
PR.WR.SS.0660	Aluminium strip lacquered with wasbasin colour	660 mm	164	207
PR.WR.SS.0891	Aluminium strip lacquered with wasbasin colour	891 mm	183	231
PR.RO.ZM.0482	Strip matt black lacquered	482 mm	51	
PR.RO.SS.G.0482	Brushed stainless steel insert strip	482 mm	63	
PR.RO.SS.G.0660	Brushed stainless steel insert strip	660 mm	84	
PR.RO.SS.G.0891	Brushed stainless steel insert strip	891 mm	114	
PR.RO.SS.V.0482	Polished stainless steel insert strip	482 mm	63	
PR.RO.SS.V.0660	Polished stainless steel insert strip	660 mm	84	
PR.RO.SS.V.0891	Polished stainless steel insert strip	891 mm	114	

MILLESIME

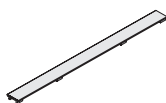
Prices in € ex. VAT



Item number	Description	Length	Price group 1	Price group 2
ML.WR.SS.0482	Aluminium strip lacquered with wasbasin colour	482 mm	150	189
ML.WR.SS.0590	Aluminium strip lacquered with wasbasin colour	590 mm	159	200
ML.WR.SS.0660	Aluminium strip lacquered with wasbasin colour	660 mm	150	189
ML.WR.SS.0690	Aluminium strip lacquered with wasbasin colour	690 mm	168	212
ML.WR.SS.0891	Aluminium strip lacquered with wasbasin colour	891 mm	183	231
ML.RO.ZM.0482	Strip matt black	482 mm	51	
ML.RO.SS.G.0482	Brushed stainless steel insert strip	482 mm	63	
ML.RO.SS.G.0590	Brushed stainless steel insert strip	590 mm	75	
ML.RO.SS.G.0660	Brushed stainless steel insert strip	660 mm	84	
ML.RO.SS.G.0690	Brushed stainless steel insert strip	690 mm	88	
ML.RO.SS.G.0891	Brushed stainless steel insert strip	891 mm	114	
ML.RO.SS.V.0482	Polished stainless steel insert strip	482 mm	63	
ML.RO.SS.V.0590	Polished stainless steel insert strip	590 mm	75	
ML.RO.SS.V.0660	Polished stainless steel insert strip	660 mm	63	
ML.RO.SS.V.0690	Polished stainless steel insert strip	690 mm	88	
ML.RO.SS.V.0891	Polished stainless steel insert strip	891 mm	114	

Q38

Prices in € ex. VAT



Item number	Description	Length	Price group 1	Price group 2
QA.WR.SS.0680	Aluminium strip lacquered with wasbasin colour	680 mm	168	212
QA.WR.SS.0882	Aluminium strip lacquered with wasbasin colour	882 mm	182	229
QA.WR.SS.1182	Aluminium strip lacquered with wasbasin colour	1182 mm	202	255
QA.RO.SS.G.0680	Brushed stainless steel insert strip	680 mm	87	
QA.RO.SS.G.0882	Brushed stainless steel insert strip	882 mm	112	
QA.RO.SS.G.1182	Brushed stainless steel insert strip	1182 mm	142	
QA.RO.SS.V.0680	Polished stainless steel insert strip	680 mm	87	
QA.RO.SS.V.0882	Polished stainless steel insert strip	882 mm	112	
QA.RO.SS.V.1182	Polished stainless steel insert strip	1182 mm	142	



Transportation costs on request

WASHBASIN TOPS

DZIGNSTONE

INSERT STRIPS PVD COATING

INSERT STRIPS WITH PVD COATING - SPARE PARTS

Prices in € ex. VAT

An insert strip in solid surface is included as standard with every washbasin with I-DRAIN®.

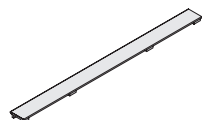
If you want an insert strip with PVD coating, the standard insert is replaced by the PVD decorative profile of your choice for a supplement of €140.

The items listed below are spare parts which can be reordered. **Delivery time ± 16 weeks.**

CUSTOMIZATION

Customization not possible for insert strips with PVD coating. Maximum length 1200 mm.

STANDARD



Description	Length	Sold per	Type washbasin + item number				Price
			Pure	Premium	Millesime	Victory	
Insert strips Copper	482 mm	per piece	PU.RO.K.0482	PR.RO.K.0482	ML.RO.K.0482	/	177
	490 mm	per piece	PU.RO.K.0490	/	/	/	177
	590 mm	per piece	PU.RO.K.0590	/	ML.RO.K.0590	/	177
	660 mm	per piece	PU.RO.K.0660	PR.RO.K.0660	ML.RO.K.0660	/	177
	690 mm	per piece	PU.RO.K.0690	/	ML.RO.K.0690	/	177
	871 mm	per piece	/	/	/	VI.RO.K.0871	177
	891 mm	per piece	PU.RO.K.0891	PR.RO.K.0891	ML.RO.K.0891	/	177
	1072 mm	per piece	/	/	/	VI.RO.K.1072	177
Insert strips Chocolate	482 mm	per piece	PU.RO.C.0482	PR.RO.C.0482	ML.RO.C.0482	/	177
	490 mm	per piece	PU.RO.C.0490	/	/	/	177
	590 mm	per piece	PU.RO.C.0590	/	ML.RO.C.0590	/	177
	660 mm	per piece	PU.RO.C.0660	PR.RO.C.0660	ML.RO.C.0660	/	177
	690 mm	per piece	PU.RO.C.0690	/	ML.RO.C.0690	/	177
	871 mm	per piece	/	/	/	VI.RO.C.0871	177
	891 mm	per piece	PU.RO.C.0891	PR.RO.C.0891	ML.RO.C.0891	/	177
	1072 mm	per piece	/	/	/	VI.RO.C.1072	177
Insert strips Light Gold	482 mm	per piece	PU.RO.WG.0482	PR.RO.WG.0482	ML.RO.WG.0482	/	177
	490 mm	per piece	PU.RO.WG.0490	/	/	/	177
	590 mm	per piece	PU.RO.WG.0590	/	ML.RO.WG.0590	/	177
	660 mm	per piece	PU.RO.WG.0660	PR.RO.WG.0660	ML.RO.WG.0660	/	177
	690 mm	per piece	PU.RO.WG.0690	/	ML.RO.WG.0690	/	177
	871 mm	per piece	/	/	/	VI.RO.WG.0871	177
	891 mm	per piece	PU.RO.WG.0891	PR.RO.WG.0891	ML.RO.WG.0891	/	177
	1072 mm	per piece	/	/	/	VI.RO.WG.1072	177
Insert strips Yellow Gold	482 mm	per piece	PU.RO.G.0482	PR.RO.G.0482	ML.RO.G.0482	/	177
	490 mm	per piece	PU.RO.G.0490	/	/	/	177
	590 mm	per piece	PU.RO.G.0590	/	ML.RO.G.0590	/	177
	660 mm	per piece	PU.RO.G.0660	PR.RO.G.0660	ML.RO.G.0660	/	177
	690 mm	per piece	PU.RO.G.0690	/	ML.RO.G.0690	/	177
	871 mm	per piece	/	/	/	VI.RO.G.0871	177
	891 mm	per piece	PU.RO.G.0891	PR.RO.G.0891	ML.RO.G.0891	/	177
	1072 mm	per piece	/	/	/	VI.RO.G.1072	177
Insert strips Gunmetal Black	482 mm	per piece	PU.RO.DT.0482	PR.RO.DT.0482	ML.RO.DT.0482	/	177
	490 mm	per piece	PU.RO.DT.0490	/	/	/	177
	590 mm	per piece	PU.RO.DT.0590	/	ML.RO.DT.0590	/	177
	660 mm	per piece	PU.RO.DT.0660	PR.RO.DT.0660	ML.RO.DT.0660	/	177
	690 mm	per piece	PU.RO.DT.0690	/	ML.RO.DT.0690	/	177
	871 mm	per piece	/	/	/	VI.RO.DT.0871	177
	891 mm	per piece	PU.RO.DT.0891	PR.RO.DT.0891	ML.RO.DT.0891	/	177
	1072 mm	per piece	/	/	/	VI.RO.DT.1072	177
Insert strips Metal Black	482 mm	per piece	PU.RO.MB.0482	PR.RO.MB.0482	ML.RO.MB.0482	/	177
	490 mm	per piece	PU.RO.MB.0490	/	/	/	177
	590 mm	per piece	PU.RO.MB.0590	/	ML.RO.MB.0590	/	177
	660 mm	per piece	PU.RO.MB.0660	PR.RO.MB.0660	ML.RO.MB.0660	/	177
	690 mm	per piece	PU.RO.MB.0690	/	ML.RO.MB.0690	/	177
	871 mm	per piece	/	/	/	VI.RO.MB.0871	177
	891 mm	per piece	PU.RO.MB.0891	PR.RO.MB.0891	ML.RO.MB.0891	/	177
	1072 mm	per piece	/	/	/	VI.RO.MB.1072	177

 Transportation costs on request

ATTENTION POINTS

ATTENTION POINTS FOR ORDERING WASHBASINS

*Wash basin tops have an overhang of ± 6 mm (with a tolerance of ± 3 mm)
The item of furniture is therefore always ± 6 mm shorter than the specified dimensions.*

Basin tops are always delivered with tap holes. If different, this must be indicated on the order. If the item of furniture is located in a niche, this must be indicated in the order. GNI always aims to achieve the highest possible quality for its products. Yet miniscule small pits or small irregularities in eg corners are sometimes unavoidable. However, these do not constitute a quality loss for the product and are therefore no reason for complaints. Speckles up to 2 mm must be accepted. Air bubbles in the back of the product and colour difference at vent holes and the filling opening are inevitable and are also not accepted as a complaint.



Transportation costs on request

MIRRORS & MIRROR CABINETS

DZIGNSTONE

THIN LINE

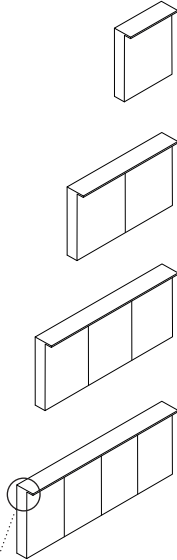
Only available with a matt finish.

Price group 1
White
Pergamon
Concrete Light
Concrete Dark

THIN LINE MIRROR CABINET

Prices in € ex. VAT

Item number	Description	Width	Height	Thickness	Price group 1
TL.SK.DLV.0600	Mirror cabinet 60 cm, 1 mirror revolving door (L/R) LED lighting incl.	600 mm	722 mm	205 mm	1467
TL.SK.DLV.0800	Mirror cabinet 80 cm, 2 mirror revolving doors (LR) LED lighting incl.	800 mm	722 mm	205 mm	1510
TL.SK.DLV.1000	Mirror cabinet 100 cm, 2 mirror revolving doors (LR) LED lighting incl.	1000 mm	722 mm	205 mm	1595
TL.SK.DLV.1200	Mirror cabinet 120 cm, 2 mirror revolving doors (LR) LED lighting incl.	1200 mm	722 mm	205 mm	1615
TL.SK.DLV.1400	Mirror cabinet 140 cm, 3 mirror revolving doors (LRR) LED lighting incl.	1400 mm	722 mm	205 mm	1910
TL.SK.DLV.1500	Mirror cabinet 150 cm, 3 mirror revolving doors (LRR) LED lighting incl.	1500 mm	722 mm	205 mm	2205
TL.SK.DLV.1600	Mirror cabinet 160 cm, 3 mirror revolving doors (LRR) LED lighting incl.	1600 mm	722 mm	205 mm	2434
TL.SK.DLV.1800	Mirror cabinet 180 cm, 4 mirror revolving doors (LRLR) LED lighting incl.	1800 mm	722 mm	205 mm	2501

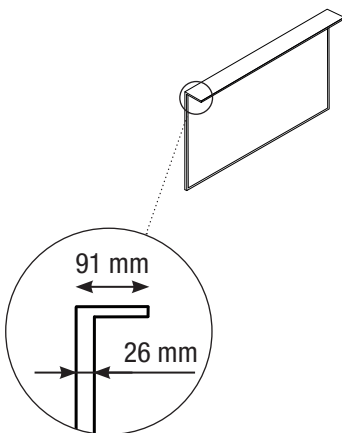


! LED lighting (LED strip double) included with combi box with 1 socket and light switch.

THIN LINE MIRRO

Prices in € ex. VAT

Item number	Description	Width	Height	Thickness	Price group 1
TL.SP.MLV.0600	Mirror 60 cm LED lighting incl.	600 mm	673 mm	91 mm	1205
TL.SP.MLV.0750	Mirror 75 cm LED lighting incl.	750 mm	673 mm	91 mm	1243
TL.SP.MLV.0800	Mirror 80 cm LED lighting incl.	800 mm	673 mm	91 mm	1255
TL.SP.MLV.1000	Mirror 100 cm LED lighting incl.	1000 mm	673 mm	91 mm	1301
TL.SP.MLV.1200	Mirror 120 cm LED lighting incl.	1200 mm	673 mm	91 mm	1351
TL.SP.MLV.1400	Mirror 140 cm LED lighting incl.	1400 mm	673 mm	91 mm	1399
TL.SP.MLV.1500	Mirror 150 cm LED lighting incl.	1500 mm	673 mm	91 mm	1458
TL.SP.MLV.1600	Mirror 160 cm LED lighting incl.	1600 mm	673 mm	91 mm	1495
TL.SP.MLV.1800	Mirror 180 cm LED lighting incl.	1800 mm	673 mm	91 mm	1444



! LED lighting (LED strip double), mirror heating, touch control and dimmer included.



Transportation costs on request

MIRRORS & MIRROR CABINETS

DZIGNSTONE

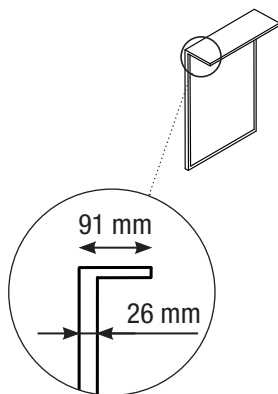
THIN LINE

Price group 1
White
Pergamon
Concrete Light
Concrete Dark

Only available with a matt finish.

THIN LINE MIRROR TOILET FURNITURE

Prices in € ex. VAT



Item number	Description	Width	Height	Thickness	Price group 1
TL.SP.MLV.0400	Mirror 40 cm LED lighting incl.	400 mm	673 mm	91 mm	531
TL.SP.MLV.0500	Mirror 50 cm LED lighting incl.	500 mm	673 mm	91 mm	558



LED lighting (LED strip single) included. No mirror heating possible.



Transportation costs on request

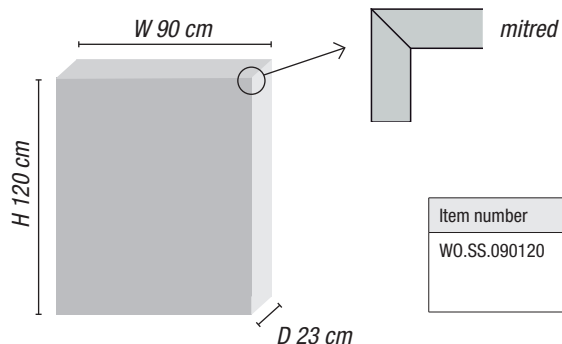
Price group 1
White
Pergamon
Concrete Light
Concrete Dark

Price group 2
Imitation Bluestone
Granite Grey
Terrazzo

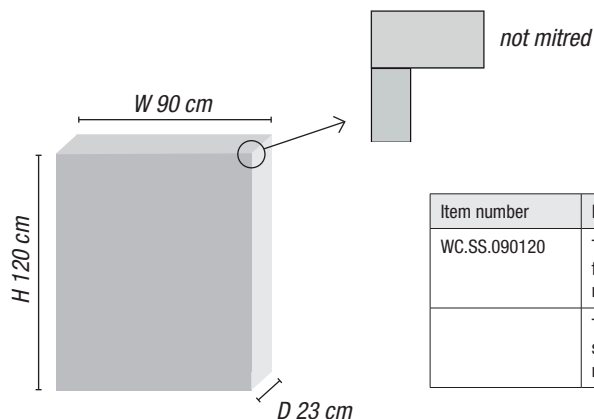
Solid surface.
Mitred or straight; toilet housings are always delivered glued.

STANDARD

Prices in € ex. VAT



Item number	Description	Price group 1	Price group 2
WO.SS.090120	Toilet housing 90 x 120 cm: walls and top in solid Surface, fully mitred	1070	1348

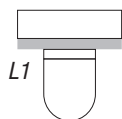


Item number	Description	Price group 1	Price group 2
WC.SS.090120	Toilet housing 90 x 120 cm: front and top in solid Surface, not mitred	535	674
	Toilet housing 20 x 120 cm: side wall in solid Surface, not mitred. Price per side wall	93	117

Customization

Prices in € ex. VAT

Toilet housing, 1 side



Item number	Length L1	Height	Description	Price group 1	Price group 2
WC.SS.06X.V.GZ	60 - 90 cm	50 - 130 cm	Toilet housing, mitred, 1 side (60 - 90 cm)	630	794
WC.SS.09X.V.GZ	90,1 - 120 cm	50 - 130 cm	Toilet housing, mitred, 1 side (90,1 - 120 cm)	693	873
WC.SS.12X.V.GZ	120,1 - 150 cm	50 - 130 cm	Toilet housing, mitred, 1 side (120,1 - 150 cm)	763	961
WC.SS.15X.V.GZ	150,1 - 180 cm	50 - 130 cm	Toilet housing, mitred, 1 side (150,1 - 180 cm)	839	1057
WC.SS.18X.V.GZ	180,1 - 200 cm	50 - 130 cm	Toilet housing, mitred, 1 side (180,1 - 200 cm)	922	1162
WC.SS.06X.R.GZ	60 - 90 cm	50 - 130 cm	Toilet housing, geen mitred, 1 side (60 - 90 cm)	599	755
WC.SS.09X.R.GZ	90,1 - 120 cm	50 - 130 cm	Toilet housing, geen mitred, 1 side (90,1 - 120 cm)	661	833
WC.SS.12X.R.GZ	120,1 - 150 cm	50 - 130 cm	Toilet housing, geen mitred, 1 side (120,1 - 150 cm)	727	916
WC.SS.15X.R.GZ	150,1 - 180 cm	50 - 130 cm	Toilet housing, geen mitred, 1 side (150,1 - 180 cm)	800	1008
WC.SS.18X.R.GZ	180,1 - 200 cm	50 - 130 cm	Toilet housing, geen mitred, 1 side (180,1 - 200 cm)	881	1110



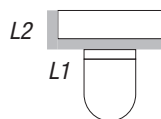
Transportation costs on request

Price group 1
White
Pergamon
Concrete Light
Concrete Dark

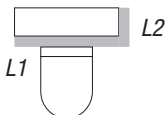
Price group 2
Imitation Bluestone
Granite Grey
Terrazzo

Solid surface.
Mitred or straight; toilet housings are always delivered glued.

Toilet housing, 2 sides (left or right)

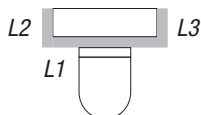


Item number	Length L1	Length L2	Height	Description	Price group 1	Price group 2
WC.SS.06X.V.LZ	60 - 90 cm	10 - 25 cm	50 - 130 cm	Toilet housing, mitred, 2 zijden; left (60 - 90 cm)	820	1033
WC.SS.09X.V.LZ	90,1 - 120 cm	10 - 25 cm	50 - 130 cm	Toilet housing, mitred, 2 zijden; left (90,1 - 120 cm)	901	1135
WC.SS.12X.V.LZ	120,1 - 150 cm	10 - 25 cm	50 - 130 cm	Toilet housing, mitred, 2 zijden; left (120,1 - 150 cm)	992	1250
WC.SS.15X.V.LZ	150,1 - 180 cm	10 - 25 cm	50 - 130 cm	Toilet housing, mitred, 2 zijden; left (150,1 - 180 cm)	1091	1375
WC.SS.18X.V.LZ	180,1 - 200 cm	10 - 25 cm	50 - 130 cm	Toilet housing, mitred, 2 zijden; left (180,1 - 200 cm)	1199	1511
WC.SS.06X.R.LZ	60 - 90 cm	10 - 25 cm	50 - 130 cm	Toilet housing, geen mitred, 2 zijden; left (60 - 90 cm)	779	982
WC.SS.09X.R.LZ	90,1 - 120 cm	10 - 25 cm	50 - 130 cm	Toilet housing, geen mitred, 2 zijden; left (90,1 - 120 cm)	869	1095
WC.SS.12X.R.LZ	120,1 - 150 cm	10 - 25 cm	50 - 130 cm	Toilet housing, geen mitred, 2 zijden; left (120,1 - 150 cm)	956	1205
WC.SS.15X.R.LZ	150,1 - 180 cm	10 - 25 cm	50 - 130 cm	Toilet housing, geen mitred, 2 zijden; left (150,1 - 180 cm)	1051	1324
WC.SS.18X.R.LZ	180,1 - 200 cm	10 - 25 cm	50 - 130 cm	Toilet housing, geen mitred, 2 zijden; left (180,1 - 200 cm)	1157	1458



Item number	Length L1	Length L2	Height	Description	Price group 1	Price group 2
WC.SS.06X.V.RZ	60 - 90 cm	10 - 25 cm	50 - 130 cm	Toilet housing, mitred, 2 zijden; right (60 - 90 cm)	820	1033
WC.SS.09X.V.RZ	90,1 - 120 cm	10 - 25 cm	50 - 130 cm	Toilet housing, mitred, 2 zijden; right (90,1 - 120 cm)	901	1135
WC.SS.12X.V.RZ	120,1 - 150 cm	10 - 25 cm	50 - 130 cm	Toilet housing, mitred, 2 zijden; right (120,1 - 150 cm)	992	1250
WC.SS.15X.V.RZ	150,1 - 180 cm	10 - 25 cm	50 - 130 cm	Toilet housing, mitred, 2 zijden; right (150,1 - 180 cm)	1091	1375
WC.SS.18X.V.RZ	180,1 - 200 cm	10 - 25 cm	50 - 130 cm	Toilet housing, mitred, 2 zijden; right (180,1 - 200 cm)	1199	1511
WC.SS.06X.R.RZ	60 - 90 cm	10 - 25 cm	50 - 130 cm	Toilet housing, geen mitred, 2 zijden; right (60 - 90 cm)	779	982
WC.SS.09X.R.RZ	90,1 - 120 cm	10 - 25 cm	50 - 130 cm	Toilet housing, geen mitred, 2 zijden; right (90,1 - 120 cm)	869	1095
WC.SS.12X.R.RZ	120,1 - 150 cm	10 - 25 cm	50 - 130 cm	Toilet housing, geen mitred, 2 zijden; right (120,1 - 150 cm)	956	1205
WC.SS.15X.R.RZ	150,1 - 180 cm	10 - 25 cm	50 - 130 cm	Toilet housing, geen mitred, 2 zijden; right (150,1 - 180 cm)	1051	1324
WC.SS.18X.R.RZ	180,1 - 200 cm	10 - 25 cm	50 - 130 cm	Toilet housing, geen mitred, 2 zijden; right (180,1 - 200 cm)	1157	1458

Toilet housing, 3 sides



Item number	Length L1	Length L2 / L3	Height	Description	Price group 1	Price group 2
WC.SS.06X.V.2Z	60 - 90 cm	10 - 25 cm	50 - 130 cm	Toilet housing, mitred, 3 zijden (60 - 90 cm)	965	1216
WC.SS.09X.V.2Z	90,1 - 120 cm	10 - 25 cm	50 - 130 cm	Toilet housing, mitred, 3 zijden (90,1 - 120 cm)	1070	1348
WC.SS.12X.V.2Z	120,1 - 150 cm	10 - 25 cm	50 - 130 cm	Toilet housing, mitred, 3 zijden (120,1 - 150 cm)	1215	1531
WC.SS.15X.V.2Z	150,1 - 180 cm	10 - 25 cm	50 - 130 cm	Toilet housing, mitred, 3 zijden (150,1 - 180 cm)	1340	1688
WC.SS.18X.V.2Z	180,1 - 200 cm	10 - 25 cm	50 - 130 cm	Toilet housing, mitred, 3 zijden (180,1 - 200 cm)	1497	1886
WC.SS.06X.R.2Z	60 - 90 cm	10 - 25 cm	50 - 130 cm	Toilet housing, geen mitred, 3 zijden (60 - 90 cm)	945	1191
WC.SS.09X.R.2Z	90,1 - 120 cm	10 - 25 cm	50 - 130 cm	Toilet housing, geen mitred, 3 zijden (90,1 - 120 cm)	1038	1308
WC.SS.12X.R.2Z	120,1 - 150 cm	10 - 25 cm	50 - 130 cm	Toilet housing, geen mitred, 3 zijden (120,1 - 150 cm)	1143	1440
WC.SS.15X.R.2Z	150,1 - 180 cm	10 - 25 cm	50 - 130 cm	Toilet housing, geen mitred, 3 zijden (150,1 - 180 cm)	1257	1584
WC.SS.18X.R.2Z	180,1 - 200 cm	10 - 25 cm	50 - 130 cm	Toilet housing, geen mitred, 3 zijden (180,1 - 200 cm)	1382	1741



Transportation costs on request

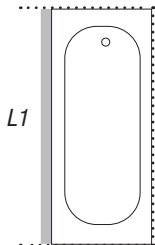
Price group 1
White
Pergamon
Concrete Light
Concrete Dark

Price group 2
Imitation Bluestone
Granite Grey
Terrazzo

Wall as well as edge in solid surface (including MDF construction).
Mitred; supplied in separate parts and easy to assemble on site.
Skirting also possible in terrazzo.

Bath panel, 1 side (bath in niche)

Prices in € ex. VAT



Item number	Length L1	Height	Description	Price group 1	Price group 2
BO.SS.200ZA1	up to 200 cm	60 cm	Bath panel H 60 cm, without skirting, 1 side (up to 200 cm)	878	1106
BO.SS.200PA1	up to 200 cm	60 cm	Bath panel H 60 cm, with skirting, 1 side (up to 200 cm)	1012	1275
BO.SS.200ZB1	up to 200 cm	70 cm	Bath panel H 70 cm, without skirting, 1 side (up to 200 cm)	982	1237
BO.SS.200PB1	up to 200 cm	70 cm	Bath panel H 70 cm, with skirting, 1 side (up to 200 cm)	1080	1361
BO.SS.20XZA1	200,1 - 280 cm	60 cm	Bath panel H 60 cm, without skirting, 1 side (200,1 - 280 cm)	1189	1498
BO.SS.20XPA1	200,1 - 280 cm	60 cm	Bath panel H 60 cm, with skirting, 1 side (200,1 - 280 cm)	1307	1647
BO.SS.20XZB1	200,1 - 280 cm	70 cm	Bath panel H 70 cm, without skirting, 1 side (200,1 - 280 cm)	1343	1692
BO.SS.20XPB1	200,1 - 280 cm	70 cm	Bath panel H 70 cm, with skirting, 1 side (200,1 - 280 cm)	1477	1861

- Optional add-on charges:**
- recessed skirting: + 10%
 - chased-in LED strip (only available with recessed skirting): + €142 / meter (including transformer)
 - wider edge from 51 to 150 mm (visible part on top):

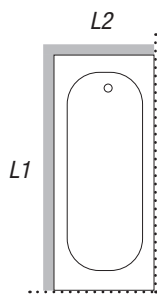
Item number	Description	Price
BB.SS.200D	Wider edge in Solid Surface, 1 side (up to 200 cm)	430
BB.SS.20XD	Wider edge in Solid Surface, 1 side (200,1 - 280 cm)	442



When ordering a bath housing, a technical drawing of the bath must always be provided.

Bath panels, 2 sides (bath in a corner)

Prices in € ex. VAT



Item number	Length L1+L2	Height	Description	Price group 1	Price group 2
BO.SS.300ZA2	up to 300 cm	60 cm	Bath panels H 60 cm, without skirting, 2 sides (up to 300 cm)	1317	1659
BO.SS.300PA2	up to 300 cm	60 cm	cm Bath panels H 60 cm, with skirting, 2 sides (up to 300 cm)	1449	1826
BO.SS.300ZB2	up to 300 cm	70 cm	Bath panels H 70 cm, without skirting, 2 sides (up to 300 cm)	1473	1856
BO.SS.300PB2	up to 300 cm	70 cm	Bath panels H 70 cm, with skirting, 2 sides (up to 300 cm)	1619	2040
BO.SS.30XZA2	> 300,1 cm	60 cm	Bath panels H 60 cm, without skirting, 2 sides (> 300.1 cm)	1627	2050
BO.SS.30XPA2	> 300,1 cm	60 cm	Bath panels H 60 cm, with skirting, 2 sides (> 300.1 cm)	1790	2255
BO.SS.30XZB2	> 300,1 cm	70 cm	Bath panels H 70 cm, without skirting, 2 sides (> 300.1 cm)	1834	2311
BO.SS.30XPB2	> 300,1 cm	70 cm	Bath panels H 70 cm, with skirting, 2 sides (> 300.1 cm)	2017	2541

- Optional add-on charges:**
- recessed skirting: + 10%
 - chased-in LED strip (only available with recessed skirting): + €142 / meter (including transformer)
 - wider edge from 51 to 150 mm (visible part on top):

Item number	Description	Price
BB.SS.300D	Wider edge in Solid Surface, 2 sides (up to 300 cm)	676
BB.SS.30XD	Wider edge in Solid Surface, 2 sides (> 300.1 cm)	688



When ordering a bath housing, a technical drawing of the bath must always be provided.
The maximum length of L1 is 280 cm.



Transportation costs on request

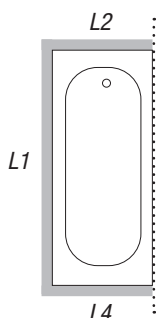
Price group 1
White
Pergamon
Concrete Light
Concrete Dark

Price group 2
Imitation Bluestone
Granite Grey
Terrazzo

Wall as well as edge in solid surface (including MDF construction).
Mitre; supplied in separate parts and easy to assemble on site.
Skirting also possible in terrazzo.

Bath panels, 3 sides (bath against a wall)

Prices in € ex. VAT



Item number	Length L1+L2+L4	Height	Description	Price group 1	Price group 2
B0.SS.400ZA3	up to 400 cm	60 cm	Bath panels H 60 cm, without skirting, 3 sides (up to 400 cm)	1692	2132
B0.SS.400PA3	up to 400 cm	60 cm	Bath panels H 60 cm, with skirting, 3 sides (up to 400 cm)	1861	2345
B0.SS.400ZB3	up to 400 cm	70 cm	Bath panels H 70 cm, without skirting, 3 sides (up to 400 cm)	1899	2393
B0.SS.400PB3	up to 400 cm	70 cm	Bath panels H 70 cm, with skirting, 3 sides (up to 400 cm)	2088	2631
B0.SS.40XZA3	> 400,1 cm	60 cm	Bath panels H 60 cm, without skirting, 3 sides (> 400.1 cm)	2002	2523
B0.SS.40XPA3	> 400,1 cm	60 cm	Bath panels H 60 cm, with skirting, 3 sides (> 400.1 cm)	2203	2776
B0.SS.40XZB3	> 400,1 cm	70 cm	Bath panels H 70 cm, without skirting, 3 sides (> 400.1 cm)	2260	2848
B0.SS.40XPB3	> 400,1 cm	70 cm	Bath panels H 70 cm, with skirting, 3 sides (> 400.1 cm)	2487	3134

- Optional add-on charges:**
- recessed skirting: + 10%
 - chased-in LED strip (only available with recessed skirting): + €142 / meter (including transformer)
 - wider edge from 51 to 150 mm (visible part on top):

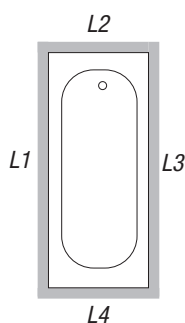
Item number	Description	Price
BB.SS.400D	Wider edge in Solid Surface, 3 sides (up to 400 cm)	800
BB.SS.40XD	Wider edge in Solid Surface, 3 sides (> 400.1 cm)	810



When ordering a bath housing, a technical drawing of the bath must always be provided.
The maximum length of L1 is 280 cm.

Bath panels, 4 sides (free-standing bath)

Prices in € ex. VAT



Item number	Length L1+L2+L3+L4	Height	Description	Price group 1	Price group 2
B0.SS.600ZA4	up to 600 cm	60 cm	Bath panels H 60 cm, without skirting, 4 sides (up to 600 cm)	2376	2994
B0.SS.600PA4	up to 600 cm	60 cm	Bath panels H 60 cm, with skirting, 4 sides (up to 600 cm)	2614	3294
B0.SS.600ZB4	up to 600 cm	70 cm	Bath panels H 70 cm, without skirting, 4 sides (up to 600 cm)	2686	3384
B0.SS.600PB4	up to 600 cm	70 cm	Bath panels H 70 cm, with skirting, 4 sides (up to 600 cm)	2955	3723
B0.SS.60XZA4	> 600,1 cm	60 cm	Bath panels H 60 cm, without skirting, 4 sides (> 600.1 cm)	2997	3776
B0.SS.60XPA4	> 600,1 cm	60 cm	Bath panels H 60 cm, with skirting, 4 sides (> 600.1 cm)	3295	4152
B0.SS.60XZB4	> 600,1 cm	70 cm	Bath panels H 70 cm, without skirting, 4 sides (> 600.1 cm)	3409	4295
B0.SS.60XPB4	> 600,1 cm	70 cm	Bath panels H 70 cm, with skirting, 4 sides (> 600.1 cm)	3751	4726

- Optional add-on charges:**
- recessed skirting: + 10%
 - chased-in LED strip (only available with recessed skirting): + €142 / meter (including transformer)
 - wider edge from 51 to 150 mm (visible part on top):

Item number	Description	Price
BB.SS.600D	Wider edge in Solid Surface, 4 sides (up to 600 cm)	922
BB.SS.60XD	Wider edge in Solid Surface, 4 sides (> 600.1 cm)	934



When ordering a bath housing, a technical drawing of the bath must always be provided.
The maximum length of L1 and L3 is 280 cm.



Transportation costs on request

MAINTENANCE INSTRUCTIONS

SOLID SURFACE / MATT FINISH

For day-to-day cleaning, never use cleaners or disinfectants containing alcohol nor cleaners or disinfectants containing solvents or acids. The use of abrasive products (scouring pads, cloths and the like) is also inadvisable.

Avoid daily use of the following products:

- microfibre cloths
- steel wool
- abrasive cleaners
- strongly alkaline cleaners
- cleaners with a high acid content
- washing-power and washing-machine detergents

With regular maintenance you will also achieve fresh cleanliness and optimum hygiene without using strong cleaners.

Daily maintenance

Solid Surface does not require any more special care for daily maintenance than any other luxury material whether it be natural stone, gelcoat or hard composite. Liquids are almost incapable of penetrating the material, which means that staining due to bathroom products used on a daily basis is kept down to a minimum.

Nevertheless we advise removing any soap marks which have formed at once after each use and to rub the tray dry with a soft cloth.

This can be done simply with hot water and a mild bathroom or multipurpose cleaner (never use a sponge, bleach or cream cleaner). Wipe the surface nice and dry each time after cleaning or ventilate your bathroom well.

Weekly maintenance

You are best giving your Solid Surface shower a more thorough clean on a weekly or fortnightly basis. Thoroughly remove all soap residues which may have been left behind. Use a soft cloth with water, detergent or other cleaner for this (never use a sponge, bleach or cream cleaner).

Limescale

Depending on the hardness of the water in your area, you may find limescale appearing (as it does on other surfaces). This can be removed simply with a standard limescale remover (e.g. Viakal) suitable for solid or delicate surfaces. If you use limescale remover, please adhere to the following procedure: apply the liquid to a damp cloth first (not directly on the shower tray), then rub it into the soiled areas, rinse thoroughly directly after (never allow to soak in!) and rub dry. Repeat this treatment for stubborn residues.

Avoid using chemicals and abrasive cleaners generally.

Some strong chemicals can attack Solid Surface to a greater extent. Accordingly, never use strong chemicals such as bleach, drain unblockers or products used in the paint industry. Do not use acid cleaners (such as those used for drains, toilets or ovens). These products could cause white stains which are difficult or impossible to remove.

If, either by accident or negligence, serious damage does occur when using the above-mentioned products, we would advise you to clean your shower tray immediately and wash it off well with abundant water. By doing this you will prevent the chemical from setting to a greater extent in the material. Alternatively, you can always rely on your installer or accredited fitter. They also have sufficient professional techniques at their disposal to restore a shower tray to its original condition even in the event of serious damage.

MAINTENANCE INSTRUCTIONS

SOLID SURFACE / MATT FINISH

(CONTINUED)

Generally avoid daily use of the following products:

- microfibre cloths
- steel wool
- abrasive cleaners
- strongly alkaline cleaners
- cleaners with a high acid content
- washing-power and washing-machine detergents

With regular maintenance you will also achieve fresh cleanliness and optimum hygiene without using strong cleaners.

All shower trays are checked at the end of the production process for any stains. Accordingly, we ask our customers to give this an additional check upon collection/installation. Complaints about stains reported subsequently are not covered by warranty and will be handled on a chargeable basis.

Exception: solutions for extremely stubborn stains

1. Always try the most obvious method first! Check first whether you can remove the stains with ordinary detergent and a soft sponge, repeat this method of cleaning a few times if necessary.
2. For more difficult stains, “magic sponges” available in most supermarkets can be used, e.g.: Easy Eraser by Scotch-Brite or Wipe-It Pro (in this case do not use a scouring pad or abrasive either).
3. For truly stubborn stains, you are best seeking advice from your supplier. On their advice and exceptionally, you can then use a gentle cream cleaner (e.g. Cif original). You can then clean the surface with a soft sponge (not a scouring pad!) in a circular motion. When using Cif, we advise cleaning the entire surface in a circular motion in order to maintain the uniform matt finish. Wash off thoroughly thereafter and wipe dry immediately with a soft cloth.
4. If these products are unsuccessful as well, you can switch to a scouring powder (e.g. Vim). You can use this scouring cleaner together with a soft “Scotch-Brite” type scouring pad.

With this cleaning you must make sure not to forget either to restore the original patina by going over the treated surface with a gentler cream cleaner in a circular motion. This needs to be done over the entire shower surface in order to maintain the uniform matt finish. Always wash off with water thereafter and wipe dry immediately with a soft cloth.

Scratch resistance

Ordinary scratches occur due to day-to-day wear and tear in any material, including Solid Surface.

However, should a deeper scratch occur by accident, you can also repair this yourself by ‘grinding out’ the crack. In this case it is also advisable to rely on a tradesman. Depending on the seriousness of the scratch, you can use scouring powder, a scouring pad, sandpaper or polishing paper for this. Do not forget in each case to restore the original patina to the surface. Group Nivelles always offers you the option of buying a suitable repair kit as well.

You can always send an e-mail for more information to: sales@groupnivalles.com.

Day-to-day use

The hot water temperature must not exceed 60 °C. Damage caused by using water which is too hot is not covered by warranty.

TRANSPORTATION COSTS

TRANSPORT

Transportation costs on request.

WARRANTY CONDITIONS

WARRANTY CLAUSES

The following is covered by warranty:

- Technical defect in materials and/or finish

The following are not covered by warranty:

- Claims not caused by a Group Nivelles NV technical defect
- Claims caused by fitting not carried out by Group Nivelles NV
- Claims resulting from cleaning that does not comply with the instructions (see cleaning guide in the packaging for the goods)
- Claims resulting from a poorly ventilated room (the room must be ventilated in accordance with generally applicable standards; these are available in response to a simple enquiry)
- Claims caused by the use of water hotter than 65° Celsius.
- Claims due to a failure to provide an expansion joint at least 3-5 mm wide
- Claims resulting from leaks in supply and wastewater piping
- Claims caused by external factors
- Claims due to defects in products not manufactured by Group Nivelles NV
- Claims that could have been established upon delivery but were not stated on the delivery note
- Colour variations compared with the sample colours

WARRANTY PERIOD

5-year warranty on parts

The warranty period takes effect on the date of purchase by the customer (i.e. date of Group Nivelles NV invoice)

NB: this also applies to showroom models!

WARRANTY TERMS & CONDITIONS

- Goods supplied require to be checked upon delivery.
- If damage is found, this required to be stated on the delivery note. If goods are damaged but must be installed regardless, written authorisation will need to come first from our service department by e-mail (sales@groupnivalles.com).
- FITTED = ACCEPTED

TYPES OF WARRANTY

Claims excluded from warranty:

claims not caused by a Group Nivelles technical defect _____ materials, fitter travel* and time** will be invoiced

claims that could have been established upon delivery _____ materials, fitter travel* and time** will be invoiced
but nothing was stated about them on the delivery note

All other items

1st year following date of purchase _____ overall warranty
2nd year following date of purchase _____ fitter travel* will be invoiced
subsequent years _____ materials, fitter travel* and time** will be invoiced

* Relocation of technician: call-out costs for the relocation at € 75.00, excl. VAT.

** Hours of technician: are charged at € 50.00 (per ½ hour), excl. VAT.

SALES CONDITIONS

GENERAL

The General Terms and Conditions are applicable to the preparation, content and implementation of the agreement, as well as all other legal transactions and legal relationships between the client and the contractor. Entering into the agreement implies automatic acceptance of the General Terms and Conditions.

The applicability of any general terms and conditions employed by the client, under whatever designation, is expressly excluded. A client who has contracted once under the General Terms and Conditions, agrees to the applicability of the General Terms and Conditions to subsequent agreements.

PROPOSALS AND ORDERS

Our pricelists are an indication, they are not binding. Our offers and price quotations are without obligation, unless they include an option and period of validity which have been established expressly by us. In order to be binding on us, any matter, even if handled through our agents, must be confirmed by us in writing.

Commitments, regardless of their nature, which have been made by an agent of GROUP NIVELLES NV will only be valid upon their confirmation by a GROUP NIVELLES NV documented authorised signatory (submission of publication in Belgian Gazette).

Our quotations are valid in principle for thirty days. After this period has expired, Group Nivelles NV is no longer obliged to maintain the prices quoted.

Telephone and telegraphic messages must be confirmed likewise, otherwise we reserve the right to consider them as being of no value. It is understood, however, that documents handed over with the order, must concur in all respects (operations, sizes and quantities) with those stated in the quotation.

The designation "composite and/or stone" which is used in the clauses that follow, must be understood in the broadest sense and comprises all composite materials such as Solid Surface, composite, ... but also all natural stone materials such as Belgian bluestone, slate, quartzite, sandstone and limestone, granite, etc. without this list, which is a summary, being exhaustive.

Onze offertes worden gedaan op basis van de op de dag der overmaking in voege zijnde prijzen. bij wijziging van lonen en/of van de prijzen der grondstoffen, kan van rechtswege een aanpassing van die bestelling geschieden. Onze prijzen kunnen gewijzigd worden, zonder voorafgaand bericht.

Our quotations are issued on the basis of prices current at the date of issue. In the event of changes in wages and/or the prices of raw materials, the order in question may be amended automatically. Our prices are subject to change without prior notice.

The amount of our quotation is subject at least to the following revision formula:

$p = P (0.40 s/S + 0.40 i/I + 0.20)$, where P = basic unit price S = hourly wage - including social security contributions, valid on a date 10 days before the start of the contracted work. I = the general index of wholesale prices during the month preceding that in which the work was contracted out. p = represents the unit price serving to invoice the stone removed in a given month. S = the hourly wage - including social security contributions on the month of invoicing. i = the general index of wholesale prices during the month preceding invoicing.

Any revision of the price will take place when raising the invoices.

It is impossible for samples to be consistent with all gradations of colour and texture of melamine, chipboard, veneer, lacquer colours, composites, Solid Surface and natural stone types and therefore can only be considered as typical. Under no circumstances can it be required that they should be totally matching.

The seller must be in possession of complete plans, working drawings, the sizes of the configurations, pattern schedules and generally all documents required for correct machining of stone, in a timely manner and at no charge to the seller. When preparing the working drawings, the materials must maintain at least the dimensions stated in the schedules of specifications.

Our prices are understood as including composite, stone, sheet material ... delivered finished before installation, excepting any exceptional variation specified. Touching up or joining composite and/or stone pieces, re-cutting or chasing out joints, clamping, stone, scissor-clamp, threaded bolt, heating, ventilation and water pipe holes, anchor slots, etc., even if specified in the implementation plan, are at the purchaser's expense.

Goods are delivered subject to availability and subject to our preparation, loading and transport resources and those of our suppliers. Group Nivelles NV will make every effort towards achieving optimum scheduling and organisation, but cannot be held liable for any delay in or impossibility to supply and complete where it is attributable to its suppliers.

If the sold goods are collected by the buyer from the seller, they travel at the buyer's risk and are considered to have been delivered from the time they leave the seller's warehouses or yard. If the sold goods are transported by the seller, they are considered to have been delivered by redemption at the place indicated by the buyer. From the moment of delivery, the seller no longer bears any responsibility for the delivered goods.

Accident or force majeure entitles us partially or fully to suspend the implementation of the entire contract or part of it without any form of compensation. Under this article, the following will be equated to force majeure, especially: war, mobilisation, state of siege, uprising, riots on the public highway, blockades, quota restrictions, partial or general strikes due to social, political or other causes, legal or wildcat lockouts, epidemic, state of quarantine, inclement weather conditions - whether or not categorised as a national disaster -, fire, explosion, flood, destruction of machinery, in Belgium or abroad, in our suppliers' factories or in any other of the last-named, with a serious impact on the manufacture, inventory, processing or transport of merchandise or raw materials necessary for their manufacture. Group Nivelles NV is not obliged to prove the unforeseen nature of the circumstance constituting force majeure.

SALES CONDITIONS

MEASUREMENT

The vast majority of products in Solid Surface are cast in moulds. A shrinkage of up to 1% can occur on these products. The products must always be measured at the bottom because they are conical. When specific customization is ordered, this rule does not apply and measurements are taken per running millimeter.

COMMITMENTS

Our intermediaries, representatives, agent and staff are not entitled to commit the company in any way. Orders or assignments taken by them are only valid upon written confirmation by the managing director or an individual in Group Nivelles NV who is authorised to do so. We reserve the right to refuse orders for which we have not issued such confirmation without any compensation being due for doing so.

Purchasers and/or private end-customers, as well as anyone coming to the Group Nivelles NV company premises to view or seek out materials for themselves, are fully responsible for the type of product chosen.

Any information by Group Nivelles NV or its agent, cannot have any implications beyond that of pure information and is not binding on Group Nivelles NV. Nor will Group Nivelles NV be liable for the purchaser and/or private end-customer choosing an unsuitable material and/or an unsuitable finish in the light of subsequent use or application of the material purchased. By the fact of placing an order, the customer/purchaser acknowledges having been informed of all he considers necessary and desirable in order to carry out his proposed purchase with knowledge of the facts.

The customer/purchaser is to decide entirely of his own accord which product and which finish for it he wishes to have without Group Nivelles NV being held liable in any way for it.

DELIVERY LEAD TIME

The delivery lead times will be provided by way of information only and are therefore not binding. Under no circumstances can delayed delivery be grounds for a penalty, compensation or termination of the agreement.

The preceding paragraph can only be waived by means of an express agreement in writing between the parties.

We reserve the right to effect partial deliveries, which constitute partial sales. Partial delivery of an order cannot justify refusal to pay for the goods delivered.

All deliveries are carriage paid, unless otherwise agreed and at the expense of the customer. For orders of individual parts with an order value below €500 excl. VAT, a transport surcharge of €35 excl. VAT will be charged for BE. For other countries, effective transport costs will be considered.

TRANSFER OF PROPERTY AND RISK

The goods sold, including preplacement parts, remain the property of GROUP NIVELLES NV until the full selling price and associated sums (charges, VAT, payments due, late payment interest due, etc.) have actually been paid to it in cash or have been irrevocably and finally credited to its bank account.

Up to that point, GROUP NIVELLES NV can demand the return of the goods from the purchaser at any time by registered letter. This also entitles GROUP NIVELLES NV expressly and irrevocably to recover the materials wherever they may be found, GROUP NIVELLES NV is entitled in so far as is necessary to enter the company premises for this purpose without this being taken amiss or held against it. Furthermore, the purchaser will be held responsible for any damage sustained relative to the new condition.

The user is not permitted to transfer, pledge, share them or lend them for consideration or free of charge in any form whatsoever. In the event of the purchaser himself fitting or reselling goods belonging to the seller, as from that day he is to transfer irrevocably to the seller all claims arising from this onward sale, in other words, the parties expressly acknowledge the principle of corporate subrogation and without reservation.

On pain of compensation, the purchaser is to disclose by e-mail and registered letter any claim by a third party on his goods (seizure, bankruptcy, etc.).

The customer undertakes to enable Group Nivelles NV, without prior notification, to repossess the goods and will bear the cost of removal of the goods. The name of the third-party acquirer must be disclosed to Group Nivelles NV by e-mail and registered letter immediately.

The purchaser will be required to reimburse GROUP NIVELLES NV with all costs associated with effecting the retention of title. Advances paid will be retained by the seller in order to defray any potential losses incurred when reselling. All shipments are effected at the risk of the ordering party or the addressee, even if delivered carriage paid. Partial deliveries can be made. Additional material resulting from actual dimensions of the material ordered must also be paid for.

SALES CONDITIONS

COMPLAINTS

No complaint whatsoever will be accepted for visible defects if the alleged defect has not been recorded on both copies of the delivery note.

The merchandise will then be deemed to have been approved in terms of both quantity and quality, as well as in respect of dimensions.

Samples of materials give an indication of colour and structure, differences in the final colour and structure are unavoidable.

Size differences are permissible, provided the individual pieces fit together.
For this, we refer to the specific European standards (EN standards).

Solid Surface:

With Solid Surface, a deviation in length of up to 1% is possible.

Tiny small dots or small irregularities in, for example, corners are sometimes unavoidable. However, these do not represent a loss of quality for the product and are therefore no reason for complaints. Speckles up to 2 mm must be accepted. Air bubbles in the back of the product and color difference at the vent holes and the filling opening are unavoidable and will not be accepted as a complaint.

The other party is not entitled to refuse delivery or to terminate the agreement on the grounds of differences in texture and colour, irregularities .) which occur in Solid Surface. Nor can these differences give rise to the payment of compensation. The seller does not owe any indemnification for invisible defects that the seller was not aware of.

No complaint whatsoever, on whatever basis, grants the contracting party the authority to suspend or postpone payment of the full invoice amount, not even part of it. The contracting party hereby expressly waives his right to suspension under the ENAC remedy.

Acceptance of goods takes place at the point of delivery. In order to be valid, complaints relating to transit damage as well as incomplete delivery, non-compliance or visible discrepancies require to be notified immediately upon delivery to GROUP NIVELLES NV. In the event of damage, incompleteness, error or any other visible discrepancy, the customer is obliged to reject the goods or accept them only subject to written conditions.

The use of the goods delivered, even in part, is legally equivalent to acceptance of the delivery in its entirety.

Any dispute in this regard requires to be submitted in writing to and reach GROUP NIVELLES NV within 5 days of receipt of same, on pain of being null and void. The parties acknowledge and accept, unless there is evidence to the contrary, that the day of receipt of invoice requires to set no later than the second day after the date of invoice.

The complaint requires to be made with reference to the invoice number, or in its absence, the consignment note number. GROUP NIVELLES NV is not liable for hidden defects, unless agreed expressly otherwise.

Any return of goods will only take place after prior confirmation in writing (which may be by e-mail) from Group Nivelles NV, the parties emphasise that this is not a right and can only rely on Group Nivelles NV's goodwill.

This is on condition that the purchase of the goods concerned has taken place within a period of 5 days prior to the return request. Goods ordered specifically and non-current goods can never be shipped back to Group Nivelles NV. If Group Nivelles NV allows that goods can be sent back, the Group Nivelles NV service department will allocate a return number to the customer. The return number will be valid for a period of 10 days as from the date of issue by the customer service department.

The goods require to be delivered to Group Nivelles NV during the aforementioned 10-day period. This number must be stated clearly on the accompanying consignment documents when returning the goods. Only goods in an unopened and undamaged condition in their original packaging can be returned. The customer bears all responsibility and risks in respect of the products in the context of their return.

Except in the event of a clear error by Group Nivelles NV, the return carriage charges will be borne by the customer and Group Nivelles NV will be entitled to charge the customer a restocking & handling fee amounting to a minimum of 25% of the goods purchased. This will require to be paid in advance in any event.

If an item falls within the warranty period: The materials are delivered free of charge for possible repairs or replacement as a result of construction or material defects. Tint deviations from redelivered materials do not give any right to claim. Repairs to Solid Surface or replacement of furniture or parts do not extend the warranty period.

SALES CONDITIONS

GUARANTEE

The guarantee in respect of goods supplied by us is valid whenever these goods are installed by an accredited installation company/ contractor and in accordance with our general positioning and installing instructions which will be notified with the order confirmation as well as being supplied with the materials in all cases.

In the event of damage, we will only take action if the complaints procedure has been gone through and followed correctly.

Group Nivelles will not take action in the event that the materials and damaged goods – failing to follow the procedure and despite the directives included with the goods – were still incorporated and installed.

For the complaint procedure, reference is to be made to the service form or by email what is disclosed together with the agreements and which is also shown on the website.

In view of our intermediary capacity in certain finished products such as mirrors, lighting, etc. this guarantee is limited to that afforded by the manufacturer. The liability of Group Nivelles NV under this guarantee is limited in all cases to the amount that Group Nivelles NV can obtain itself by way of indemnity from its own supplier. With regard to this guarantee, the customer must approach the manufacturer or importer of the goods concerned directly. As far as hidden defects of which Group Nivelles NV is or was not aware are concerned, Group Nivelles NV cannot be bound by any indemnity whatsoever.

Group Nivelles NV is not bound under any circumstances to pay the customer or any third party compensation, which expressly includes compensation for damage caused directly or indirectly (e.g. resulting from or about to result from damage), loss of profit, damage to goods or personal injury, inter alia if the goods or materials have been processed or altered, if the directions of Group Nivelles NV or its representatives have not been observed correctly, if the goods or materials have been used or applied in an inappropriate manner, if the goods have not been used in accordance with their intended purpose or if the damage is the result of an error or carelessness on the part of the customer.

Any onward sale by the customer of the goods or materials supplied cannot bring about any increase whatsoever in the liability of Group Nivelles NV. The customer is to indemnify Group Nivelles NV for any consequences of claims his own purchaser might make against Group Nivelles NV and which would exceed the limits of the claims that the customer himself might put forward against Group Nivelles NV.

The purchaser can never assert any right to compensation for damage. Group Nivelles NV can only be required to replace the goods supplied, as long as these goods have not been, installed, machined or processed and consequently have been accepted and there are reasonable grounds for doing so.

Our I-Drain products come with a 25-year warranty on watertightness.

On DZignstone products there is a warranty period of 5 years from the date of purchase.

Assenti products have a warranty period of 2 years from date of purchase.

The specific restrictions and other provisions on the guarantees can be found on our website www.groupnivelles.com

EXEMPTION CLAUSE

With the exception of that which has been set out in these terms and conditions with regard to visible defects and warranty, we are not bound by any compensation whatsoever arising as a direct or indirect consequence of goods supplied or sold by us.

We can only be held liable in so far as a serious error or intent on our part or by our agents has been proven and, in the event of there being several parties involved, only to the extent that our share of the liability has been proven.

We are not responsible for intent or gross culpability by our agents.

The service provider will only be liable in the event of proven deception or a serious shortcoming by the service provider or by one of his agents in respect of one of the essential obligations of the agreement.

If the liability of the seller were to be proven, this liability will be limited to the direct loss, excluding consequential losses, such as, but not limited to loss of profit, financial or commercial losses, loss of production, increased overheads, increased administration costs, data loss or damage, loss of contracts, intangible losses and loss of clientele.

If our liability were to be proven, our obligation will be limited to the amount that we would receive from our corporate liability insurer.

If the liability of the seller/supplier were to be proven, this liability will be limited to replacement within a reasonable time of the defective goods or defective component and the travel expenses and labour associated with this replacement. If replacement or repair is not possible, we will reimburse the price paid without interest and take back the goods supplied and do so provided the customer has not seriously damaged these goods.

The seller/supplier/service provider is not liable for loss or damage to third parties and is not required to indemnify his customer in this event.

Warranty obligation expires with:

- Claims not caused by technical error GROUP NIVELLES NV
- Damage caused by assembly, not carried out by GROUP NIVELLES NV

SALES CONDITIONS

EXEMPTION CLAUSE (continued)

- Damage caused by using water warmer than 65° Celsius
- Damage as a result of maintenance not in accordance with the regulations (see maintenance guide in packaging of goods)
- Damage caused by not providing an expansion joint of at least 3-5 mm
- Damage caused by a poorly ventilated room (room must be ventilated according to the generally applicable standards; these can be requested upon simple investigation)
- Damage to furniture if sufficient distance is not maintained between the furniture and the shower (or bath). Furniture must not come into contact with splash water.
- Damage due to leaks in supply and discharge pipes
- Damage caused by external influences
- Damage due to defects in products not produced by GROUP NIVELLES NV
- Damages that can be detected upon delivery and that are not mentioned on the delivery note/CMR

PAYMENT TERMS AND CONDITIONS

Any order placed by the customer is irrevocable, regardless of whether or not a deposit was paid. The deposit paid by the customer is to be deducted from the order price.

All payments are to be made to the GROUP NIVELLES NV registered office, net, undiscounted, cash per agreement, unless stated expressly otherwise in the order confirmation.

Acceptance of payment terms and/or bills of exchange does not entail novation and is without prejudice to the recoverability of the debt and interest and payments listed below.

In the absence of payment on the due date there will be contractual late-payment interest due of 10% per annum on the outstanding balance, with a minimum interest sum as set out in the provisions of Article 5 of the WBBH [law on combating late payment in commercial transactions].

In the absence of payment on the due date, the outstanding balance will be surcharged automatically and without the need for prior notice by 10% of the sum invoiced originally by way of a fixed-sum compensation, subject to a minimum of €150 per invoice, to be surcharged by the costs incurred relating to the recovery of the debt, this is to include the legal practitioners' fees in accordance with the provisions of Article 6, WBBH.

If Group Nivelles NV is forced to serve notice of default on the customer or issue a payment demand, this will incur a fixed charge of €15 per written demand. This fixed charge is to defray the administrative costs thus incurred. This will be included in the demand and the final settlement.

Any payment will be credited by Group Nivelles NV to the oldest outstanding invoice. Failure to pay a single invoice on the due date, having a bill of exchange protested (even if not accepted), any application for composition, amicable or judicial, any application for postponement of payment, even if unofficial, or any other circumstance from which the customer's inability to pay is evident, renders the balance owed on all other invoices, even those which are not due, payable immediately as of right and without notice of default. Moreover, Group Nivelles NV reserves the right in these cases to suspend all deliveries without notice of default.

In the event of unilateral termination of the agreement by the customer, he is to pay compensation of at least 30 % of the total price. A higher compensation payment may be demanded if the loss is greater than 30 %.

Payment of invoices must never be contingent upon installation or commissioning of the goods supplied. VAT is chargeable to the purchaser.

Group Nivelles NV reserves the right at any time to require an advance payment as security for payment of invoices, in which fulfilment of any obligations to supply can be suspended until they have been settled.

Unless there is a written consent from our side, sums which the customer believes he is able to claim from Group Nivelles NV cannot in any way be offset against sums the customer owes Group Nivelles NV. Accordingly, the customer renounces his right to apply set-off.

SALES CONDITIONS

JOINT AND SEVERAL LIABILITY

If, at the request of the client, the invoice has been raised in the name of a third party, the client and the third party are jointly and severally liable for fulfilment of payment and other obligations stemming from the general and special conditions of sale.

EXPRESS TERMINATION CLAUSE

The parties agree expressly that some provisions of the general terms and conditions constitute an express termination clause at the same time.

Without prejudice to its entitlement to compensation, Group Nivelles NV reserves the right to terminate or break this contract at any time without reminder or compensation in the event of non-payment on the due date of a single invoice, a bill of exchange being protested (even if not accepted), any application for composition, amicable or judicial, any application for postponement of payment, even if unofficial, or any other circumstance from which the customer's inability to pay is evident.

RESTRICTIONS ON USE

The customer will be made expressly aware that certain goods are not suitable for use in a nuclear environment and any other high-risk environment.

The customer undertakes to comply with the restrictions declared by the manufacturers.

The customer undertakes to indemnify Group Nivelles NV for any loss, damage, cost or responsibility Group Nivelles NV might incur in the event of such use in breach of this clause and of the restrictions declared by the manufacturers in this regard.

EXPORT RESTRICTIONS

The customer undertakes to comply with statutory terms and conditions on export controls as imposed by the United States, as well as the laws of the European Union and its member states regarding this matter. In the event of certain goods being exported outside the European Union, the customer is under an obligation to obtain written authorisation from Group Nivelles NV in advance.

In the event of a breach of this clause, the customer is to compensate Group Nivelles NV for losses, costs and expenses arising from this.

ENVIRONMENT

Group Nivelles NV cannot be held liable by the customer for obligations under the customer's environmental legislation. Charges levied under environmental legislation, including legislation on packaging, taking back waste electrical and electronic equipment and the environmental levy on batteries are not included in the selling price. Group Nivelles NV is entitled to invoice the customer separately for charges under this and other environmental legislation, if applicable.

NULLITY

The fact of one or more clauses in the agreement being null and void does not nullify the remainder of the agreement. The parties undertake to replace the null and void clause(s) with a legally valid clause or clauses which will be consistent with the original intention of the parties and the spirit of the agreement, or be as close as possible to it/them.

SALES CONDITIONS

FORCE MAJEUR

We reserve the right to consider the agreement legally terminated without prior notice and we cannot be held liable if we find ourselves unable to fulfil the contract any further due to circumstances such as, but not limited to force majeure, strikes, lockouts, riot, mobilisation, fire, epidemics, (serious) disease, flooding, natural disasters, government measures, bankruptcy of one of our suppliers, armed robbery and unavoidable defects in our production line.

We reserve the right to consider the agreement legally terminated without prior notice and we cannot be held liable in the event of bankruptcy, evident insolvency, or in the event of any change in the legal status of the purchaser-client.

If we find it impossible to fulfil the agreement any further on account of force majeure over a period of more than three months, we reserve the right to consider the agreement legally terminated without prior notice and we cannot be held liable.

EXCLUSIVE JURISDICTION - APPLICABLE LAW

In the event of any dispute, the magistrates' court of Sint-Truiden or the courts of Hasselt have sole jurisdiction.

All costs arising in connection with recovery via the courts, including the legal adviser's fees, will be claimed from the purchaser.

Belgian law will apply in all cases. All our agreements are governed by Belgian law, to the exclusion of the Vienna Sales Convention and any other international ruling from which exclusion is permitted.

Belgian law applies exclusively to all our agreements, to the exclusion of the rules of the Vienna Sales Convention. The above-mentioned jurisdiction clause applies to foreign customers as a prorogation clause.

De algemene voorwaarden van Group Nivelles NV zijn ook op aanvraag beschikbaar in het Nederlands.

Die allgemeine Group Nivelles NV Verkaufsbedingungen sind auch auf Deutsch verfügbar.

Les conditions générales de vente du Group Nivelles NV sont également disponibles en français sur demande.